

1996 Subaru OBD2 Connector Wiring Notes

BCWeide - 2008

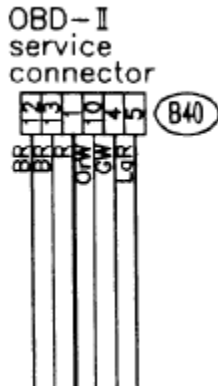


Figure 1

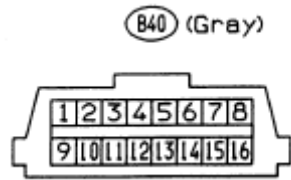


Figure 2




Figure 3

Figure 1 and 2 show a schematic view of the OBD2 connector for a 1996 Subaru Legacy. Figure 3 shows an actual picture of what a female obd2 connector looks like. If you did not save your obd2 connector from your subaru's wiring harness, they can be found at many online vendor's sites such as <http://www.carplugs.com/products.html> for around \$5 USD. I don't know that vendor and have never done business with them so deal at your own risk.

If connecting an OBD2 Connector after you have already finished your wiring harness you'll likely need to splice into the ecu wires at a point 2-6" from the ecu.

* Some of these wires may also feed to other devices.

OBD2 Connector Pin	Wire Color	EndPoint	Note
Pin 1	Red	ECU Pin 39	Hot from Battery
Pin 4	GreenWhite	ECU Pin 92	*
Pin 5	LightGreenRed	ECU Pin 91	*
Pin 10	OrangeWhite	ECU Pin 93	
Pin 12	Brown	ECU Pin 75	*
Pin 13	Brown	ECU Pin 75	*