

WIRING SYSTEM SECTION

WIRING SYSTEM

WI

This service manual has been prepared to provide SUBARU service personnel with the necessary information and data for the correct maintenance and repair of SUBARU vehicles.

This manual includes the procedures for maintenance, disassembling, reassembling, inspection and adjustment of components and diagnostics for guidance of experienced mechanics.

Please peruse and utilize this manual fully to ensure complete repair work for satisfying our customers by keeping their vehicle in optimum condition. When replacement of parts during repair work is needed, be sure to use SUBARU genuine parts.

All information, illustration and specifications contained in this manual are based on the latest product information available at the time of publication approval.

WIRING SYSTEM



	Page
1. Basic Diagnostics Procedure	3
2. Working Precautions	12
3. Super Multiple Junction (SMJ)	13
4. Power Supply Routing.....	16
5. Ground Distribution	30
6. Airbag System.....	52
7. Air Conditioning System.....	62
8. Anti-lock Brake System.....	82
9. A/T Control System	92
10. Audio System	118
11. Charging System.....	125
12. Combination Meter.....	126
13. Cruise Control System	142
14. Engine Coolant Temperature Gauge System	158
15. Engine Electrical System	160
16. Fuel Gauge System	228
17. Full-Time Dual-Range System	232
18. Front Accessory Power Supply System	233
19. Headlight Beam Leveler System.....	234
20. Horn System	235
21. Immobilizer System.....	236
22. Keyless Entry System	240
23. Muffler Actuator Control System	246
24. Back-up Light System	247
25. Clearance Light and Illumination Light System	248
26. Front Fog Light System.....	260
27. Headlight System	264
28. In Compartment Light System.....	266
29. Stop Light System	272
30. Turn Signal Light and Hazard Light System.....	274
31. Oil Pressure Warning Light System	278
32. Outside Temperature Display System	279
33. Parking Brake and Brake Fluid Level Warning System	280
34. Power Seat System.....	281
35. Power Window System	282
36. Radiator Fan System	290
37. Rear Accessory Power Supply System.....	293
38. Rear Fog Light System	294
39. Rear Window Defogger System.....	296
40. Remote Controlled Rearview Mirror System.....	298
41. Seat Belt Warning System	300
42. Seat Heater System	304
43. Starter System	305

44.	Sunroof System.....	306
45.	Vehicle Dynamic Control System.....	308
46.	Wiper and Washer System (Front).....	324
47.	Wiper and Washer System (Rear).....	326
48.	Wiper Deicer System.....	328
49.	Harness components location.....	330
50.	Front Wiring Harness.....	334
51.	Bulkhead Wiring Harness (In Engine Room).....	338
52.	Bulkhead Wiring Harness (In Compartment).....	346
53.	Engine Wiring Harness and Transmission Cord.....	360
54.	Instrument Panel Wiring Harness.....	366
55.	Rear Wiring Harness.....	370
56.	Door Cord.....	378
57.	Rear Wiring Harness and Trunk Lid Cord.....	382
58.	Rear Wiring Harness and Rear Gate Cord.....	384

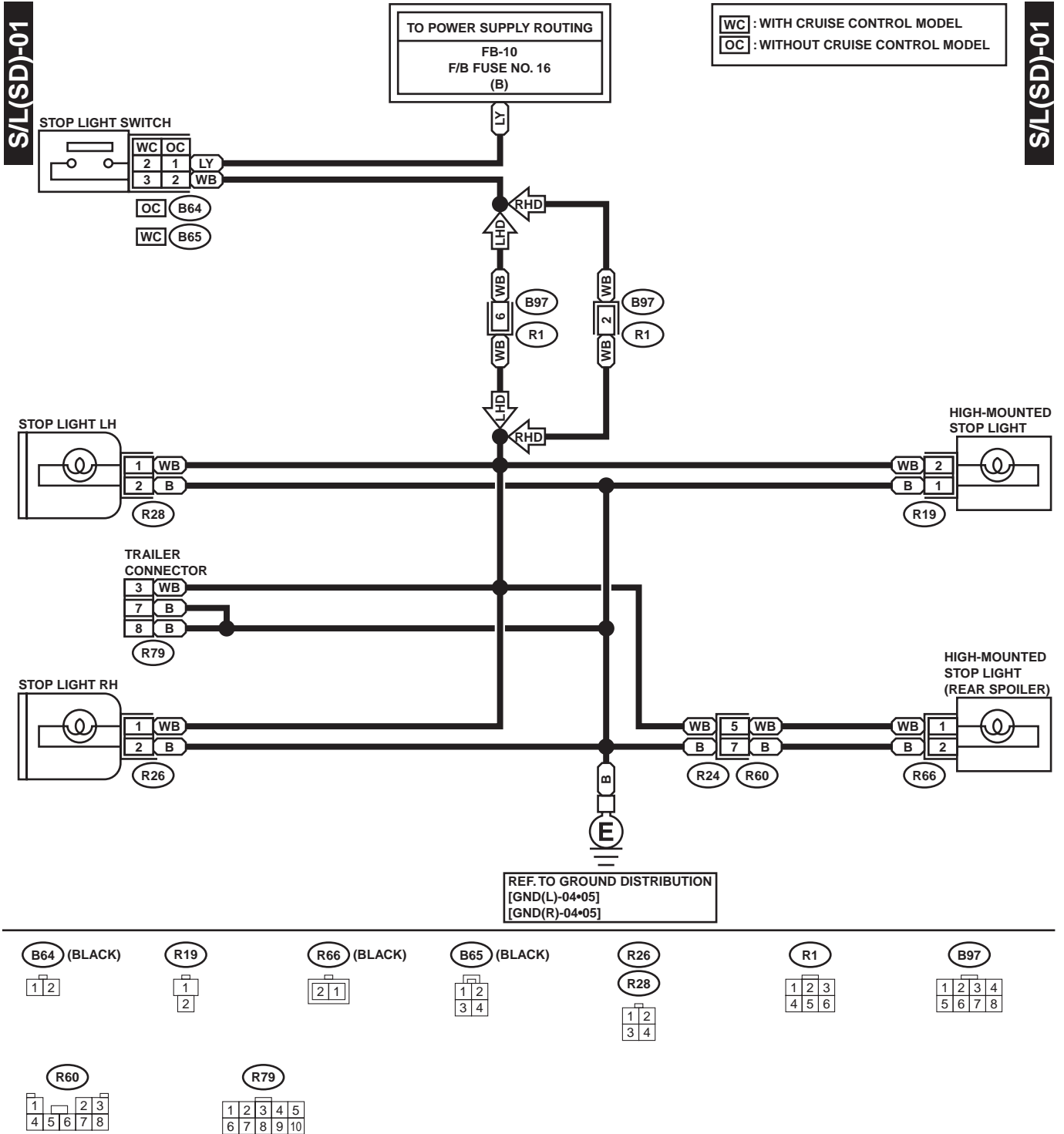
STOP LIGHT SYSTEM

WIRING SYSTEM

29. Stop Light System

A: SCHEMATIC

1. SEDAN MODEL



WI-00981

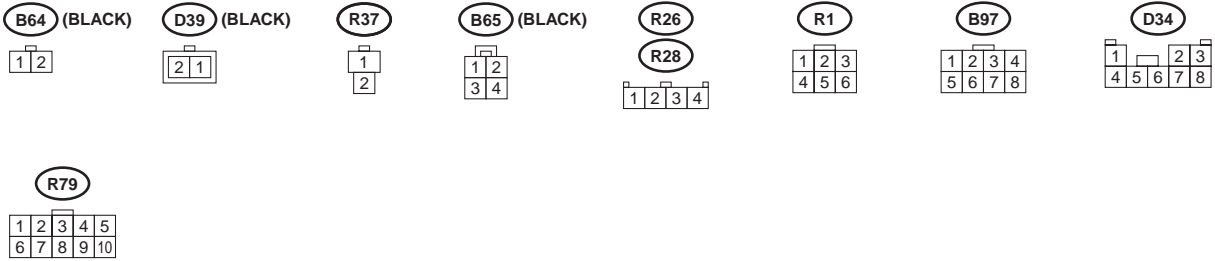
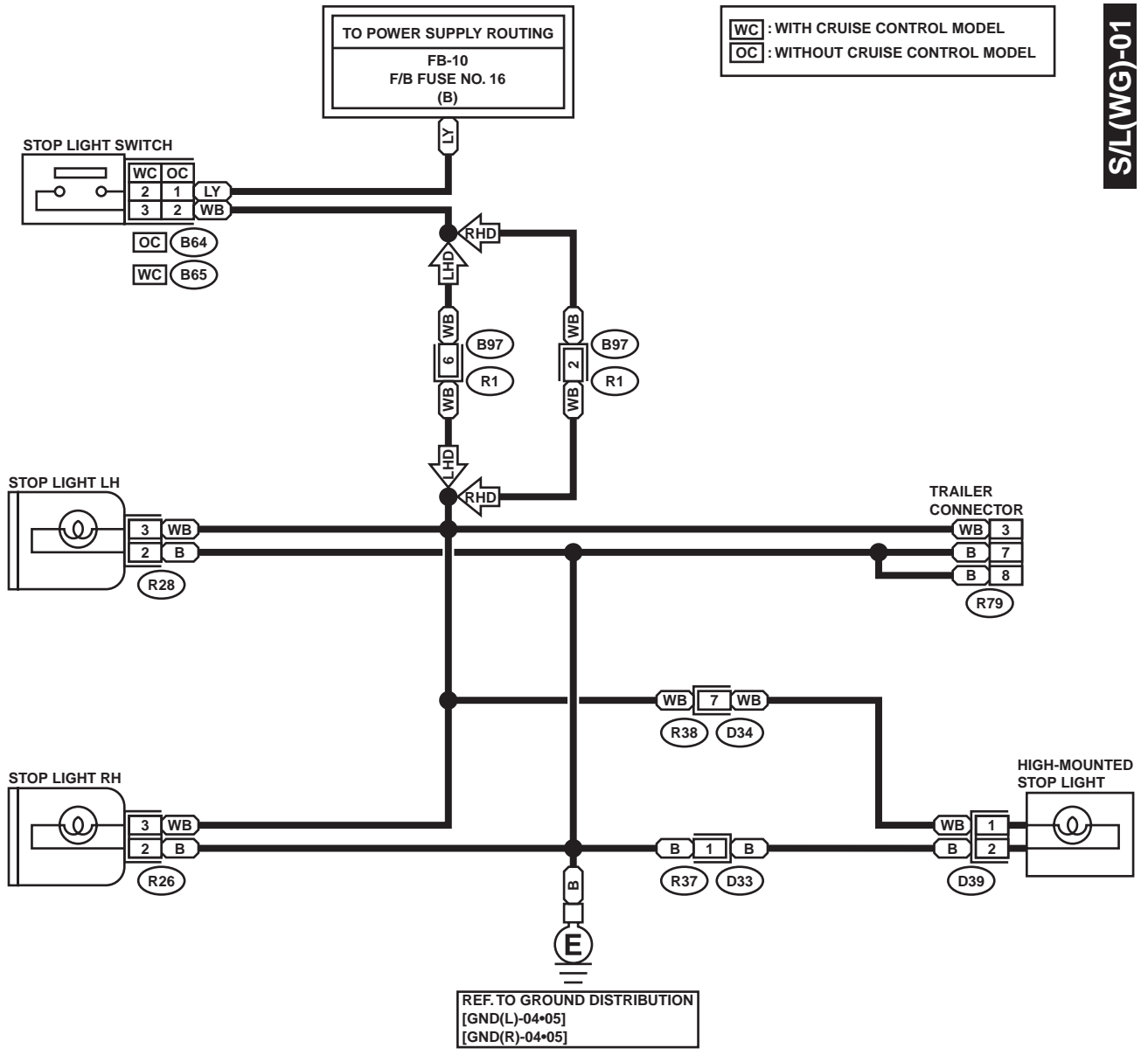
STOP LIGHT SYSTEM

WIRING SYSTEM

2. WAGON MODEL

S/L(WG)-01

S/L(WG)-01



WI-00982

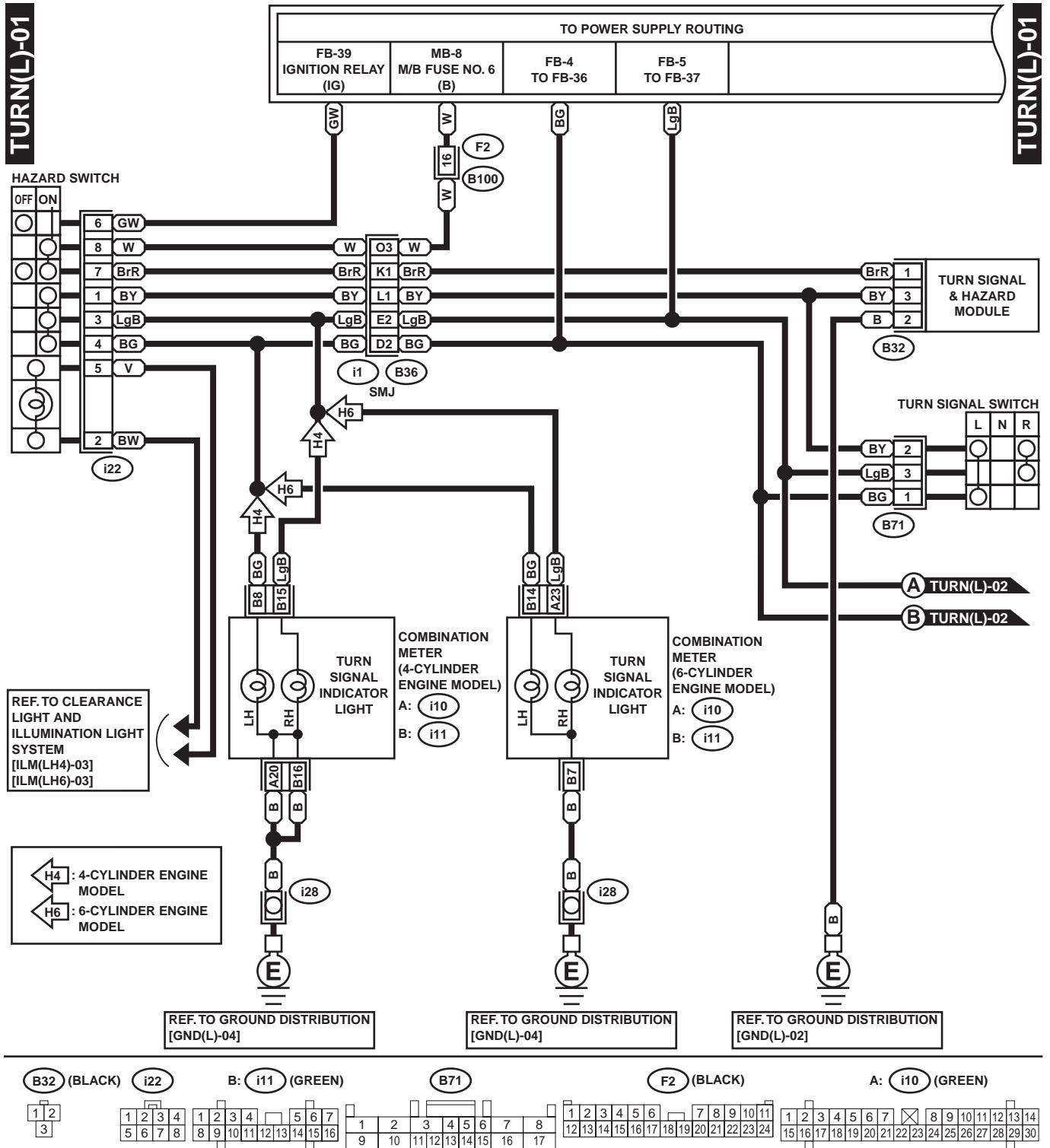
TURN SIGNAL LIGHT AND HAZARD LIGHT SYSTEM

WIRING SYSTEM

30. Turn Signal Light and Hazard Light System

A: SCHEMATIC

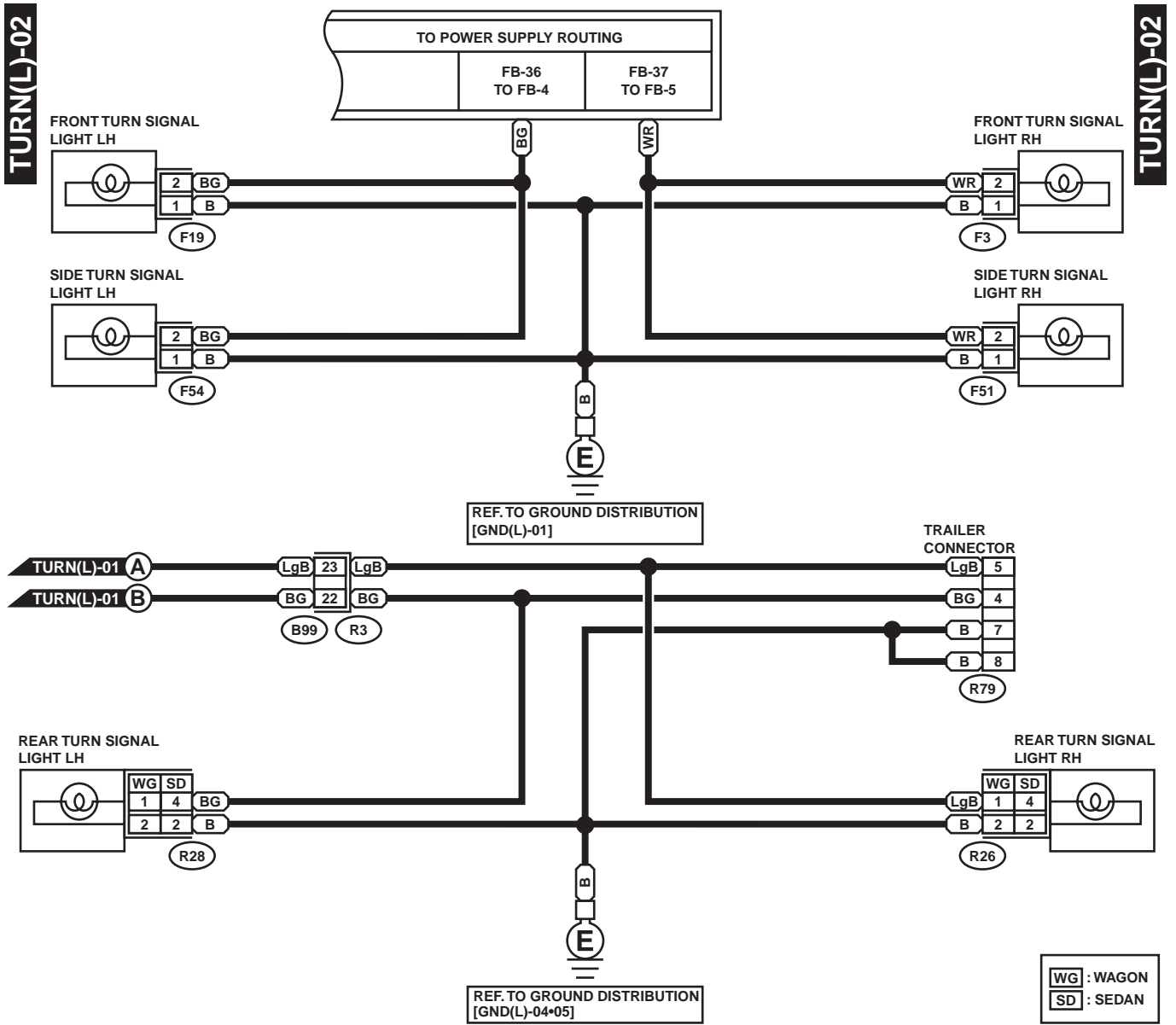
1. LHD MODEL



WI-00983

TURN SIGNAL LIGHT AND HAZARD LIGHT SYSTEM

WIRING SYSTEM



F3

F19

F51 (BLACK)

F54 (BLACK)

1 2

WG R26

WG R28

1	2	3	4
---	---	---	---

SD R26

SD R28

1	2
3	4

R79

1	2	3	4	5
6	7	8	9	10

B99

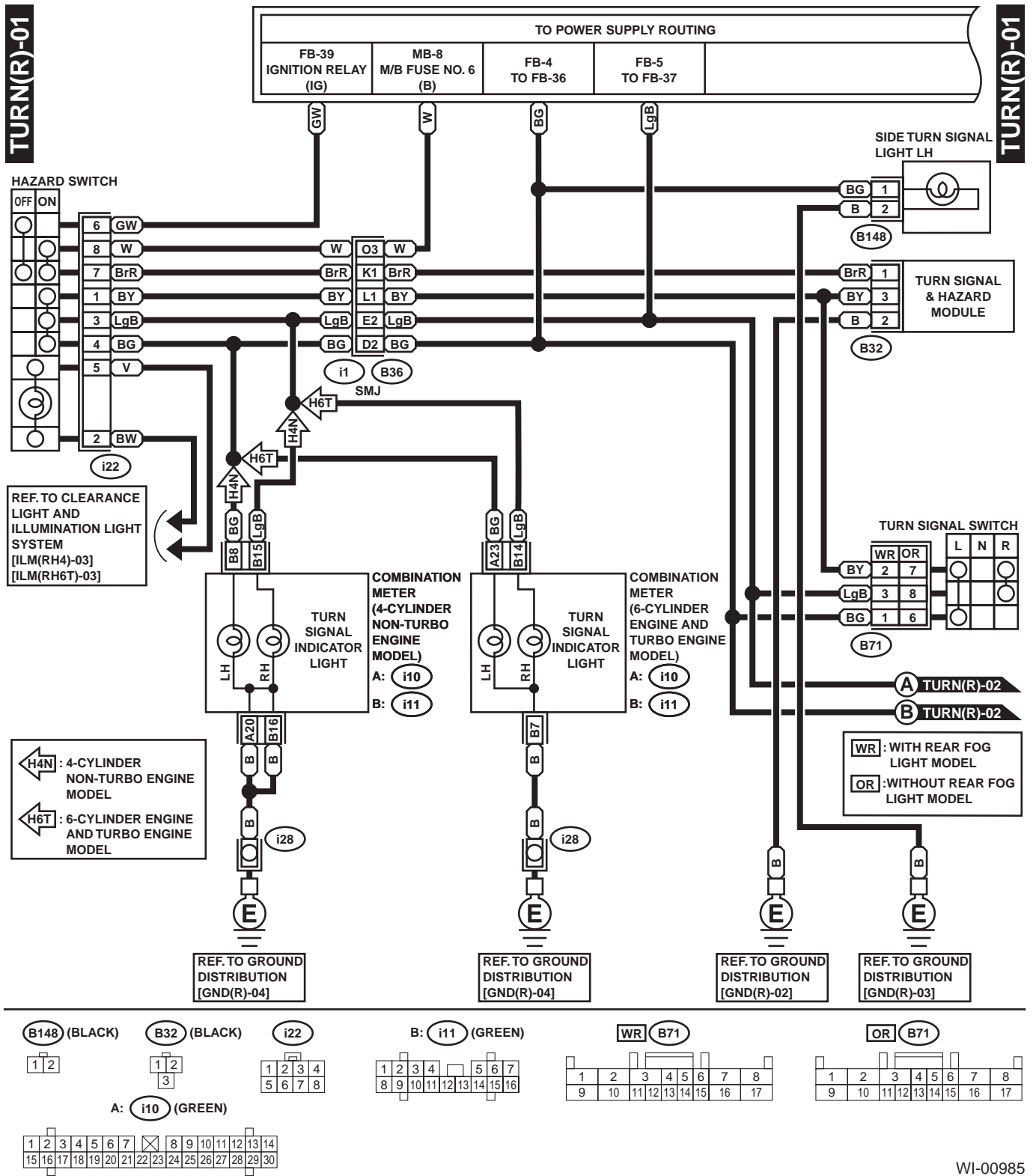
1	2	3	4	5	6	7	8	9			
10	11	12	13	14	15	16	17	18	19	20	21
22	23	24	25	26	27	28	29	30	31	32	

WI-00984

TURN SIGNAL LIGHT AND HAZARD LIGHT SYSTEM

WIRING SYSTEM

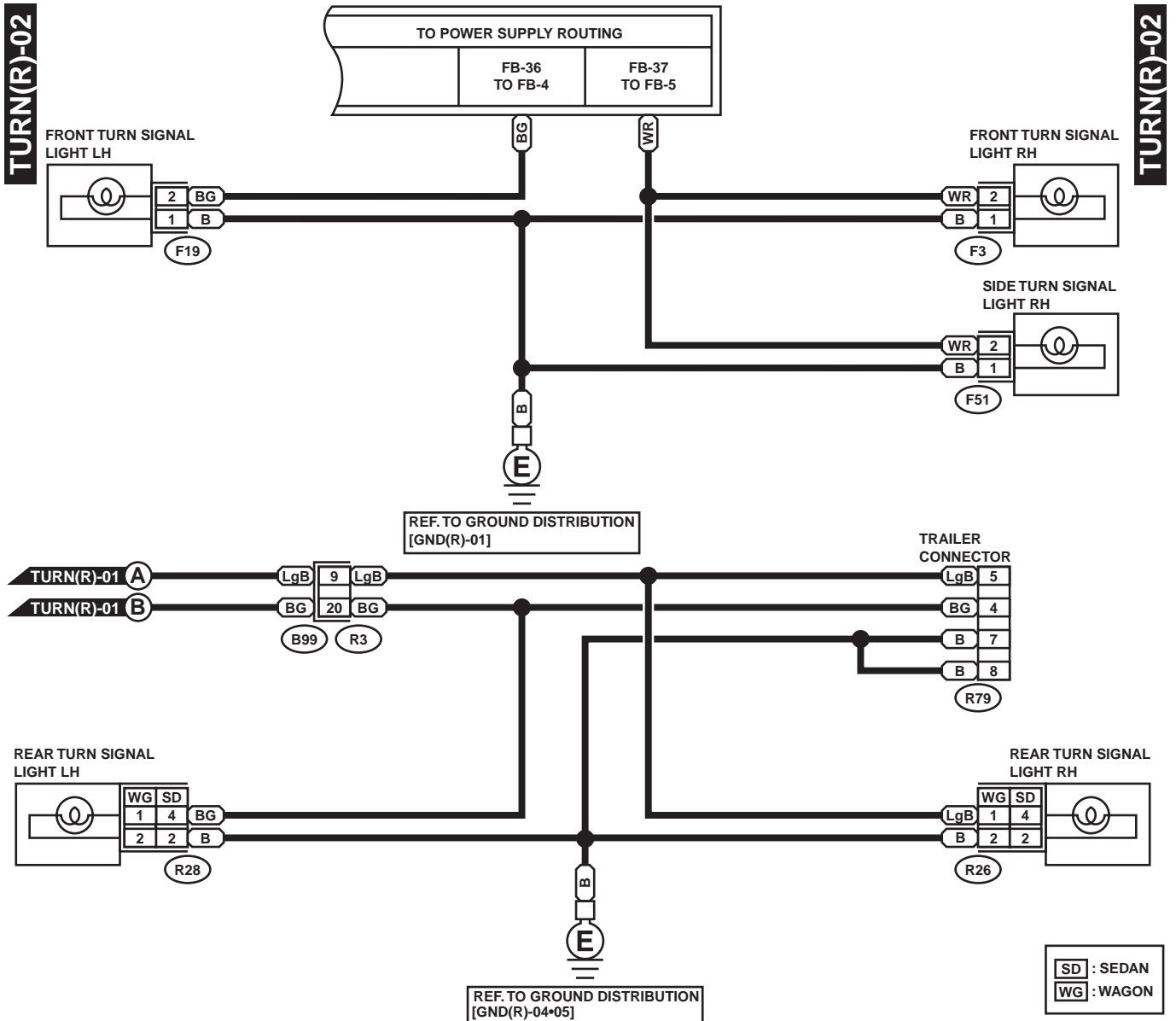
2. RHD MODEL



WI-00985

TURN SIGNAL LIGHT AND HAZARD LIGHT SYSTEM

WIRING SYSTEM



F3

F19

F51 (BLACK)

1	2
---	---

WG R26

WG R28

1	2	3	4
---	---	---	---

SD R26

SD R28

1	2
3	4

R79

1	2	3	4	5
6	7	8	9	10

R3

1	2	3	4	5	□	6	7	8	9	10
11	12	13	14	15	16	17	18	19	20	

WI-00986

OIL PRESSURE WARNING LIGHT SYSTEM

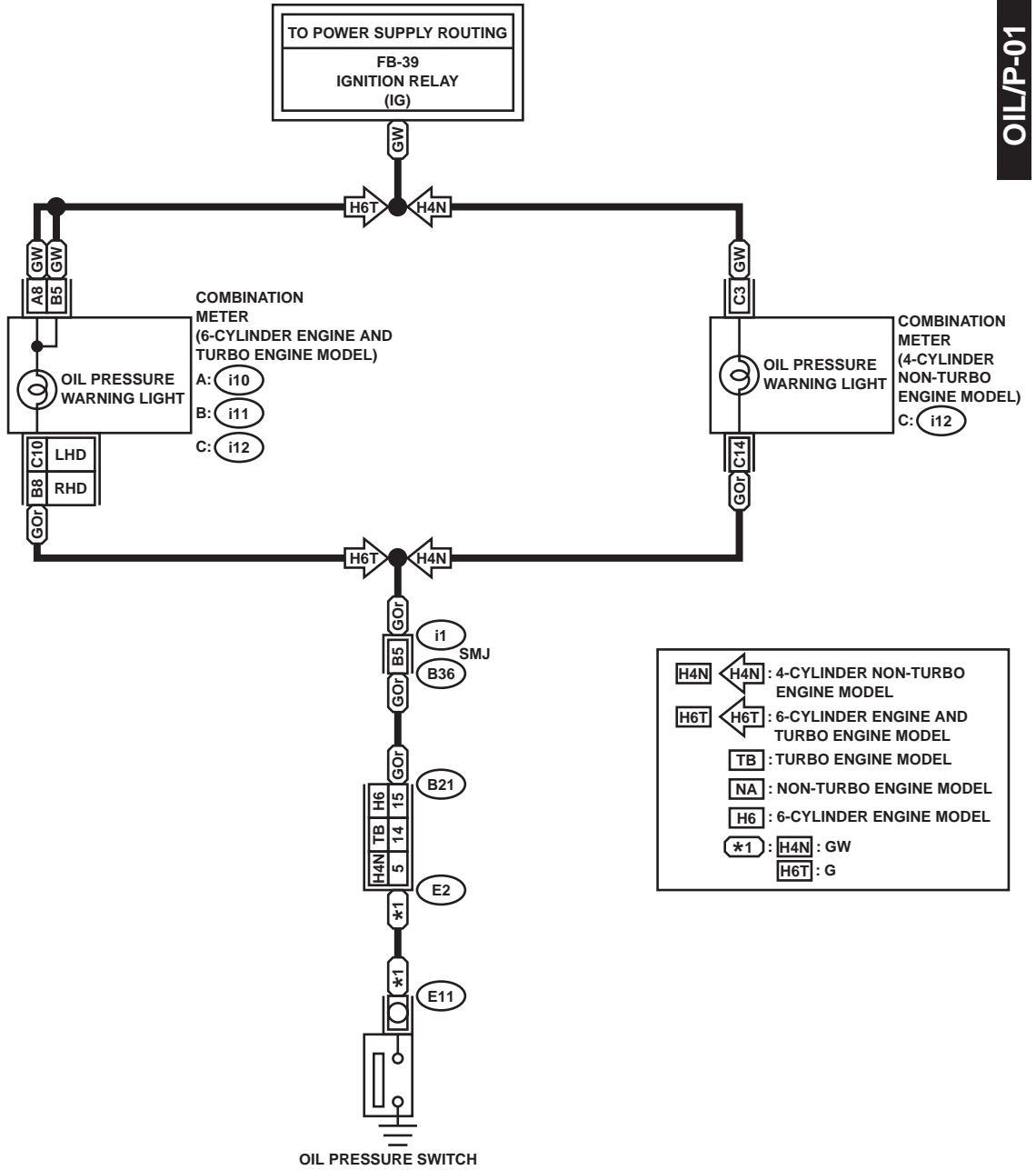
WIRING SYSTEM

31.Oil Pressure Warning Light System

A: SCHEMATIC

OIL/P-01

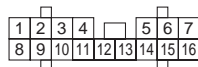
OIL/P-01



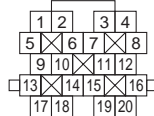
H4N C: i12 (GREEN)



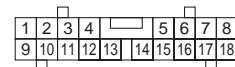
B: i11 (GREEN)



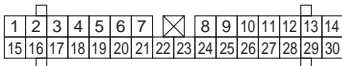
B21 **TB** : (BLACK)
NA : (LIGHT GRAY)



H6T C: i12 (GREEN)



A: i10 (GREEN)



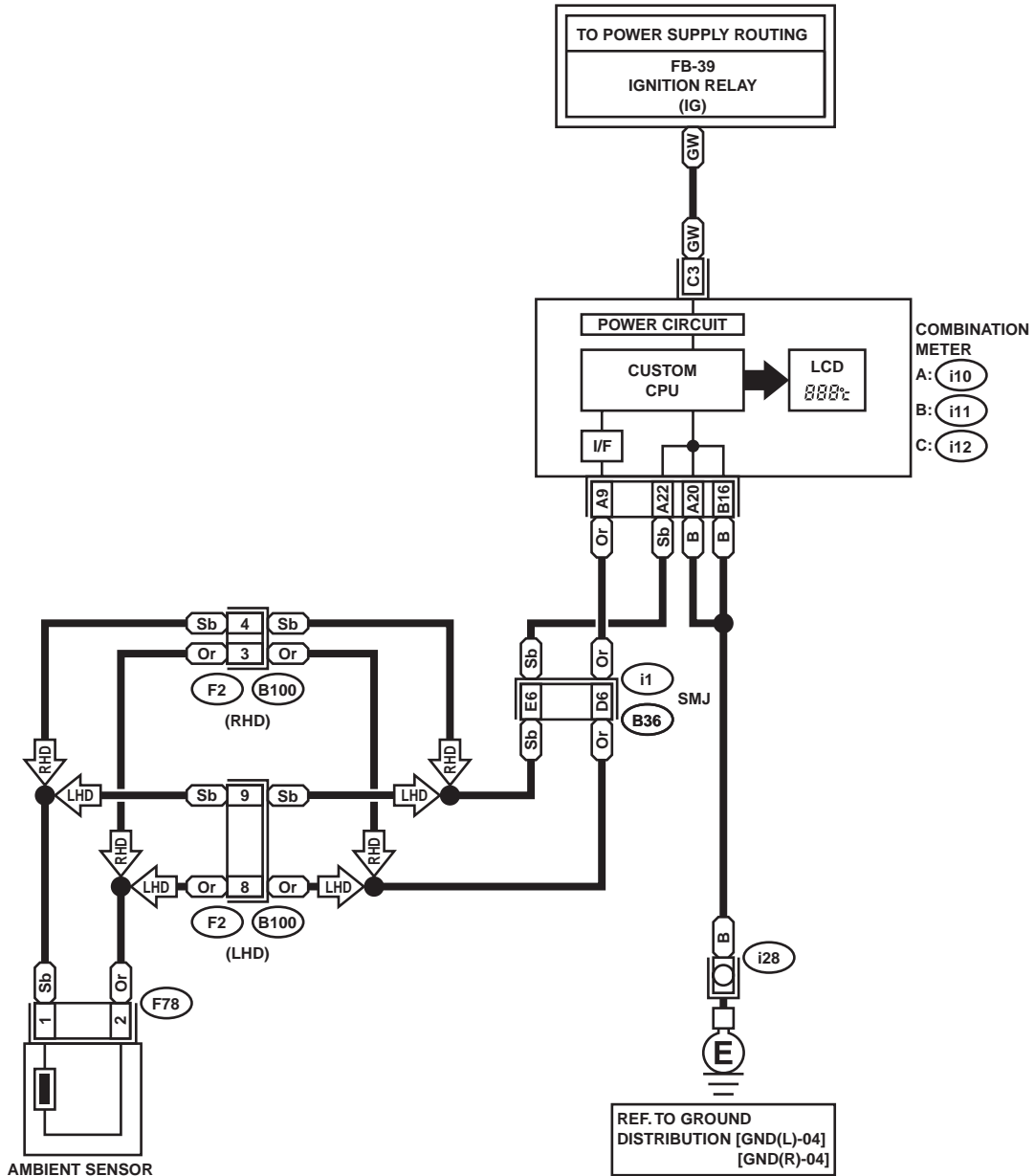
WI-01083

32. Outside Temperature Display System

A: SCHEMATIC

O/TEMP-01

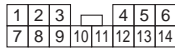
O/TEMP-01



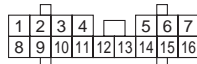
F78 (BLACK)



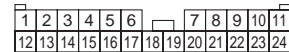
C: i12 (GREEN)



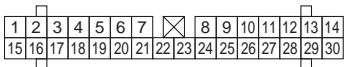
B: i11 (GREEN)



F2 (BLACK)



A: i10 (GREEN)

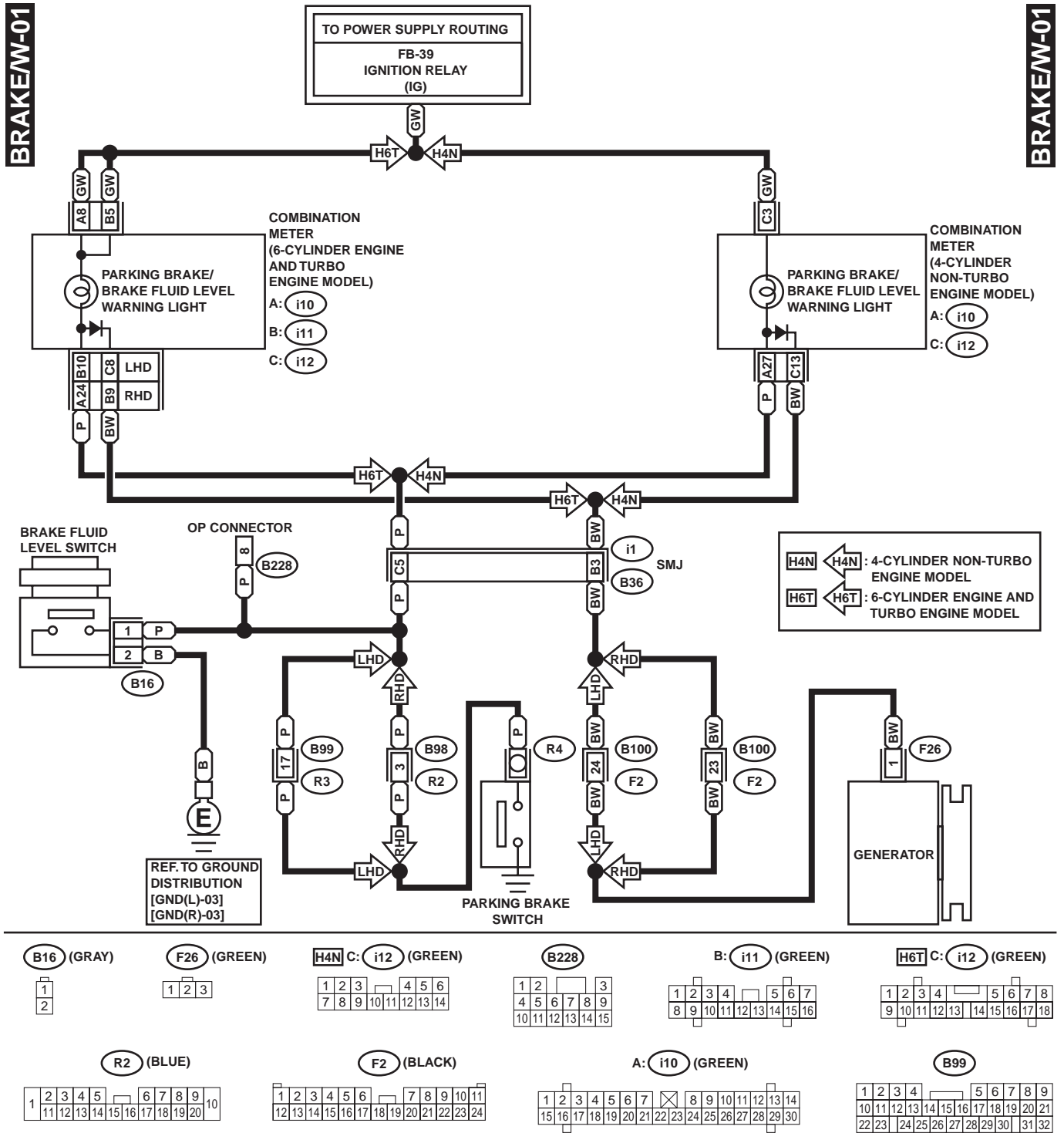


PARKING BRAKE AND BRAKE FLUID LEVEL WARNING SYSTEM

WIRING SYSTEM

33. Parking Brake and Brake Fluid Level Warning System

A: SCHEMATIC



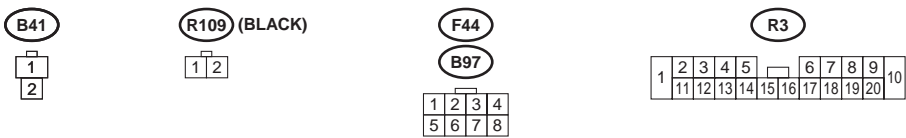
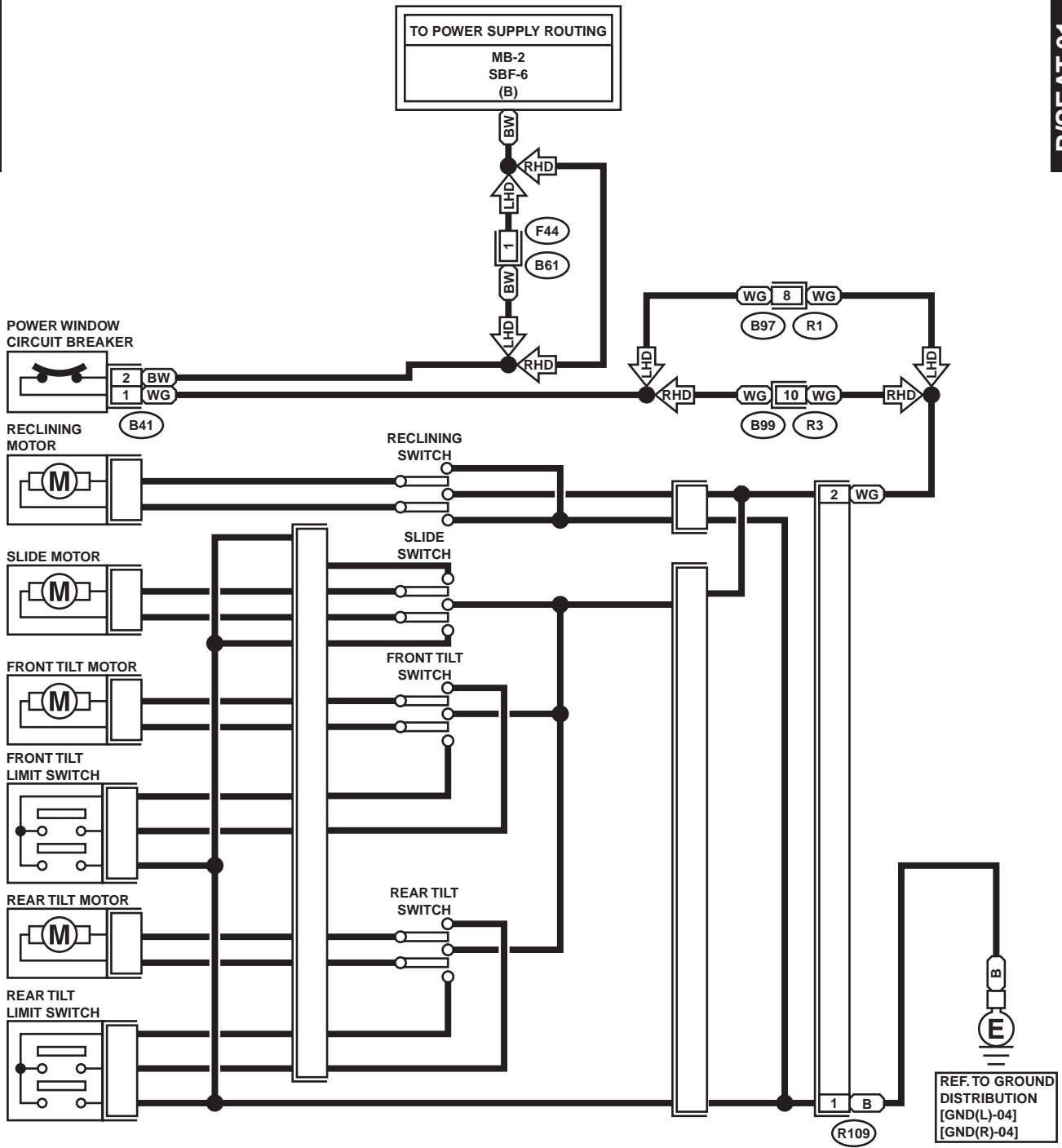
WI-00988

34.Power Seat System

A: SCHEMATIC

P/SEAT-01

P/SEAT-01



WI-01084

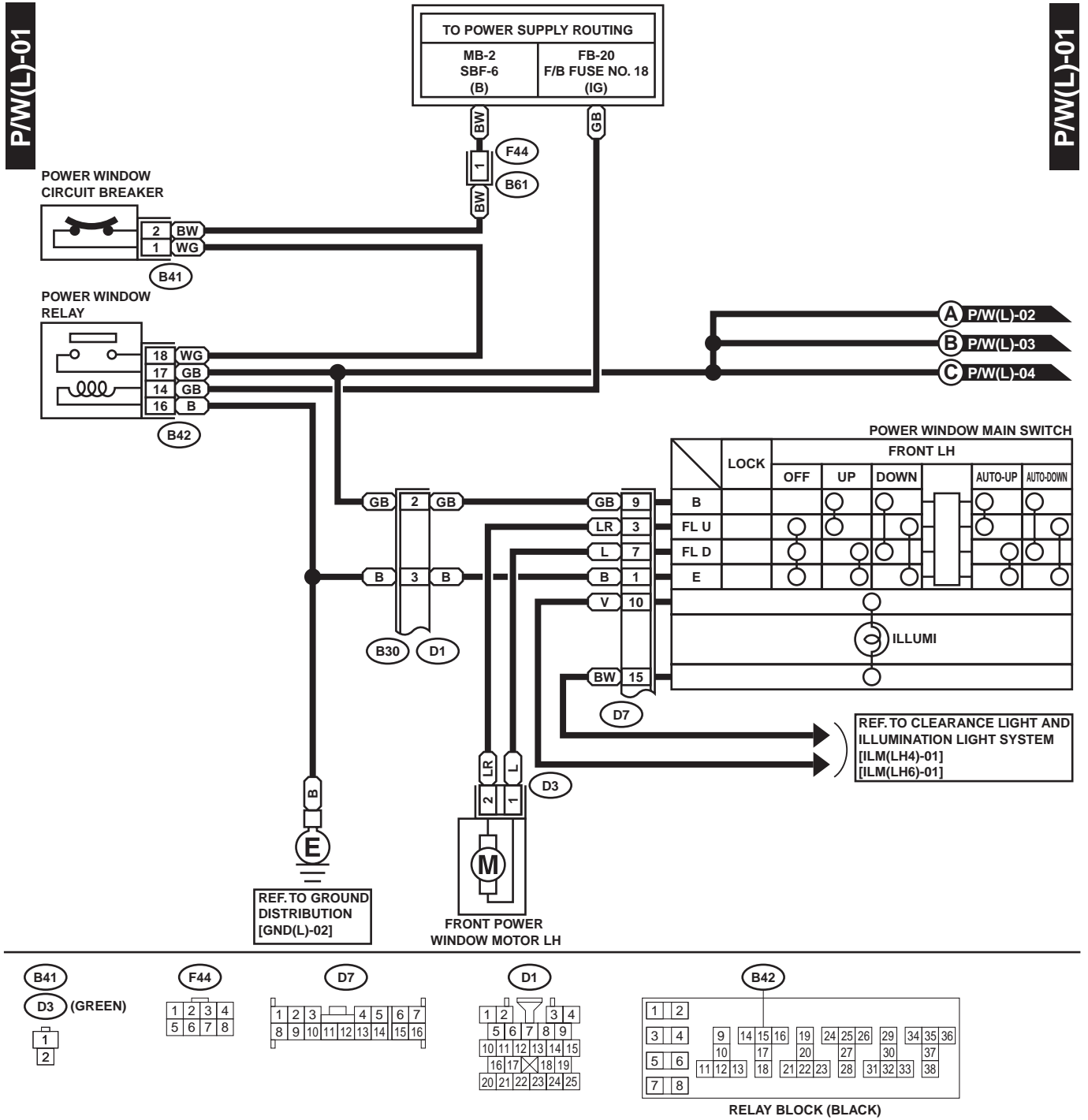
POWER WINDOW SYSTEM

WIRING SYSTEM

35. Power Window System

A: SCHEMATIC

1. LHD MODEL



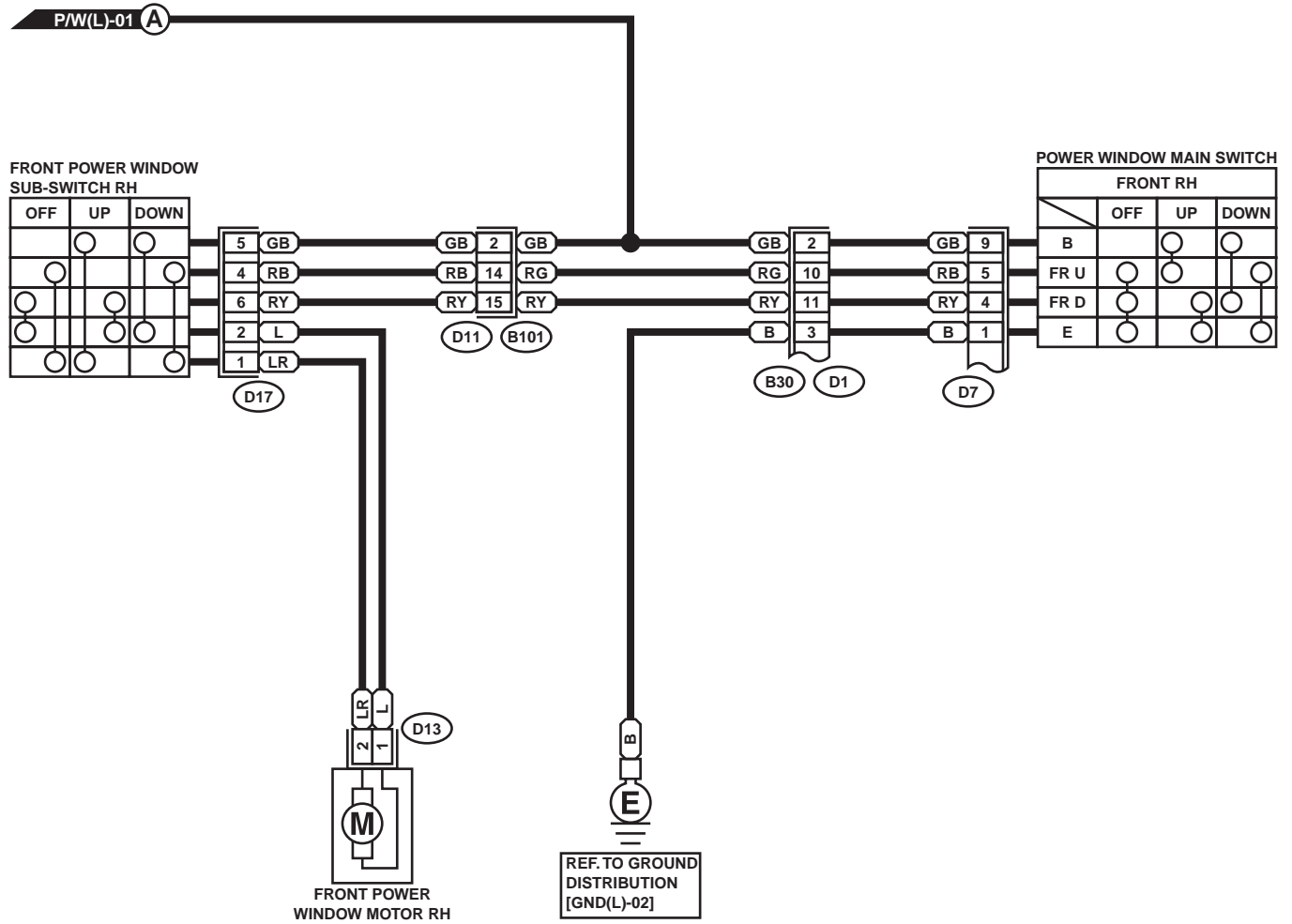
WI-00989

POWER WINDOW SYSTEM

WIRING SYSTEM

P/W(L)-02

P/W(L)-02



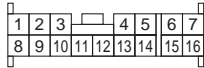
D13 (GREEN)



D17

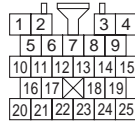


D7



D1

D11



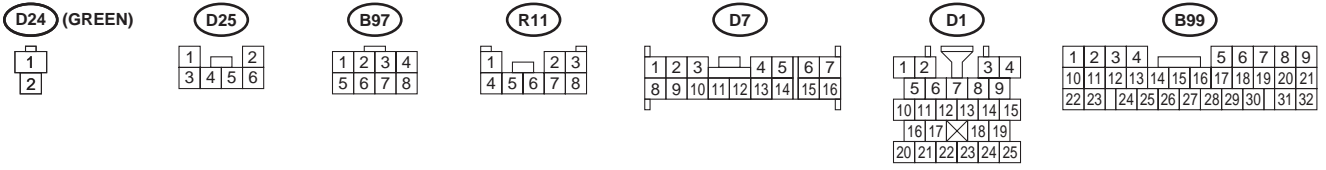
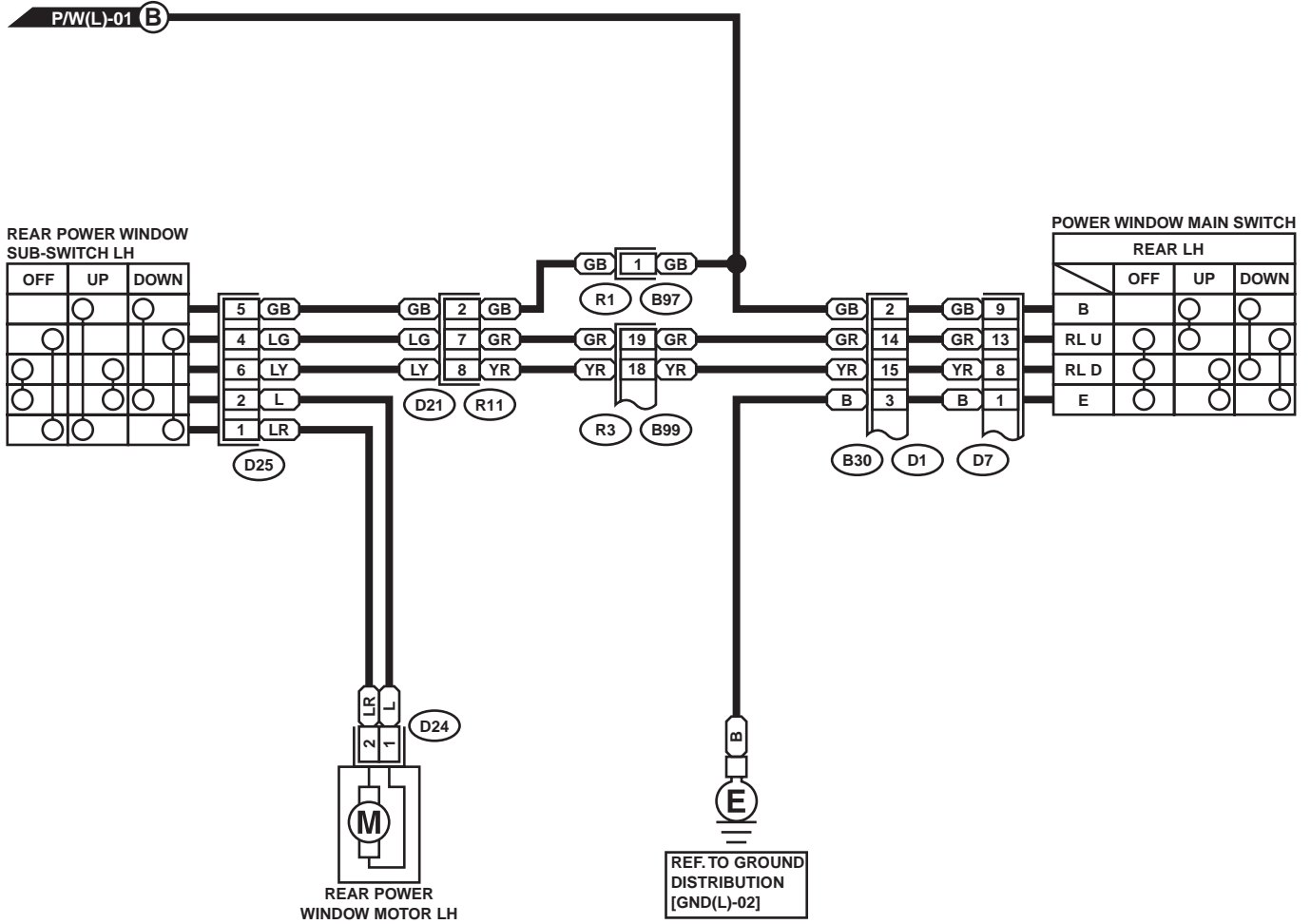
WI-00990

POWER WINDOW SYSTEM

WIRING SYSTEM

P/W(L)-03

P/W(L)-03



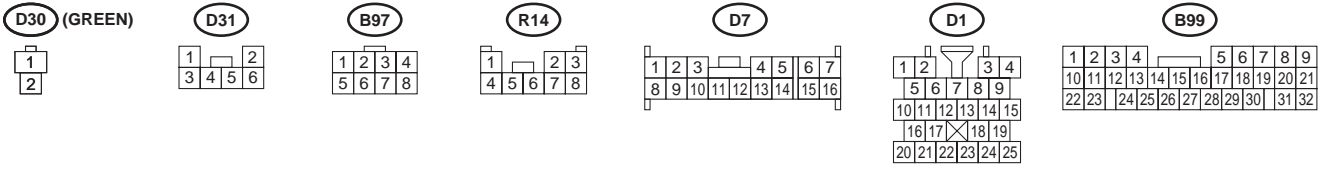
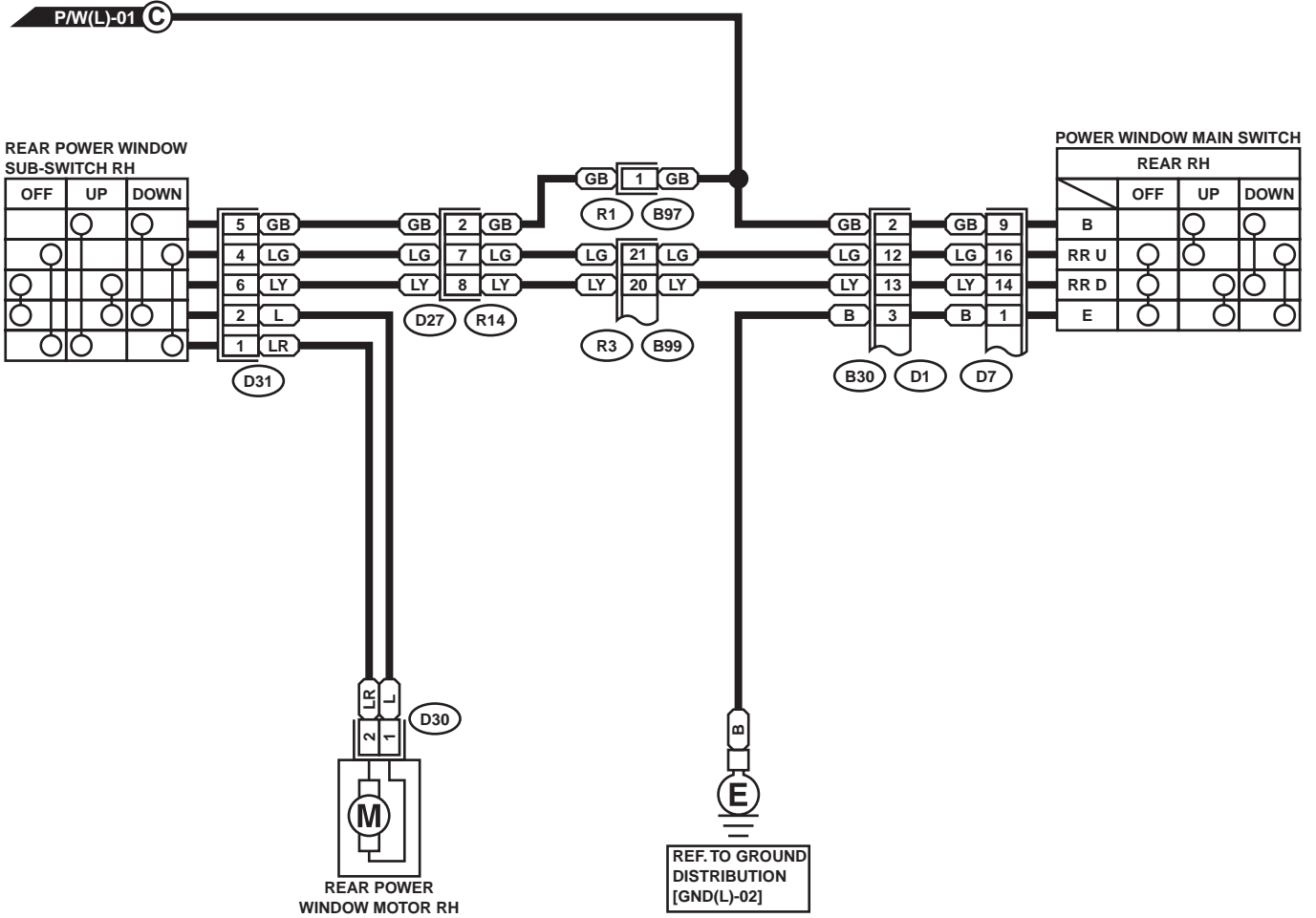
WI-00991

POWER WINDOW SYSTEM

WIRING SYSTEM

P/W(L)-04

P/W(L)-04

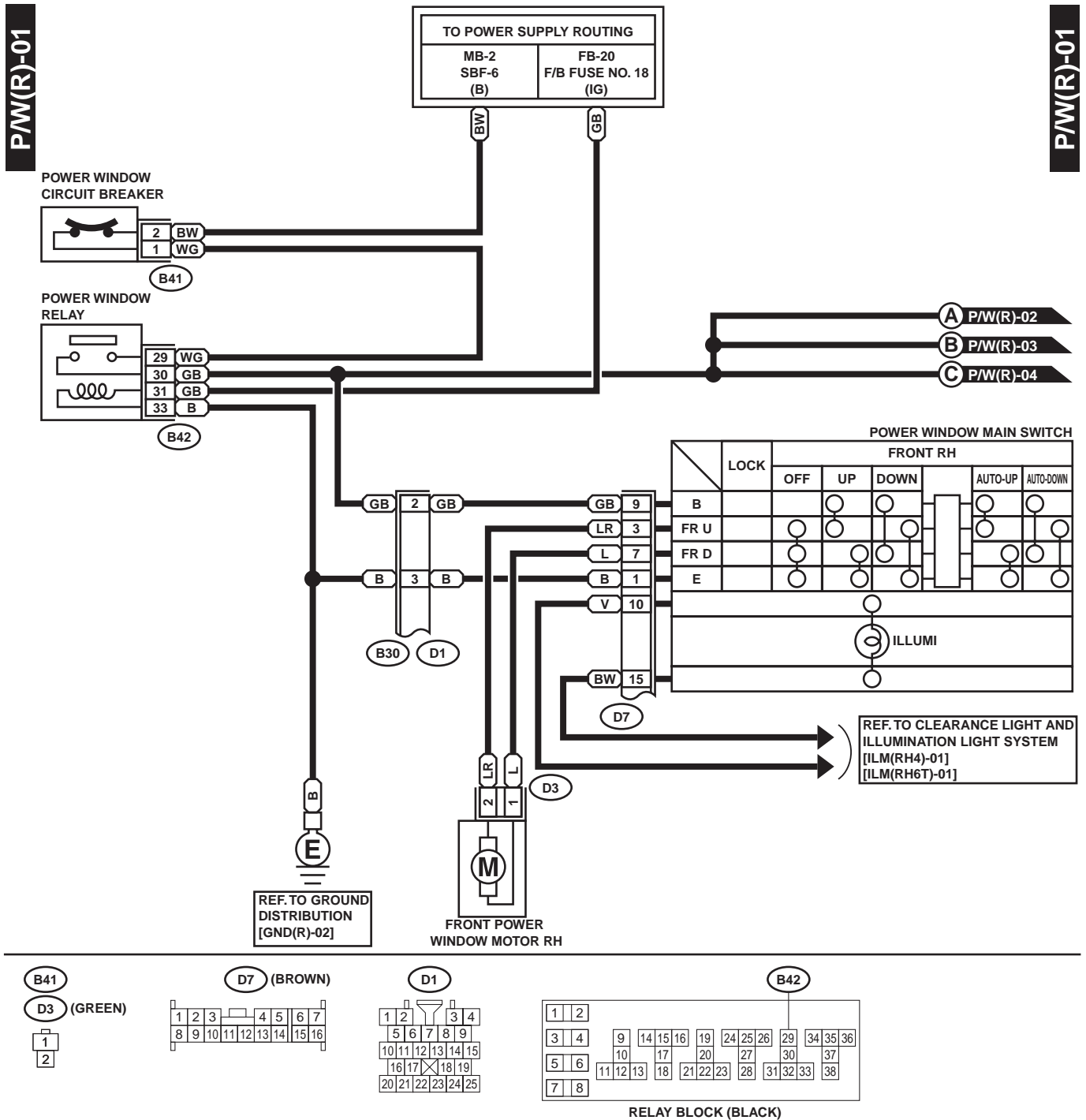


WI-00992

POWER WINDOW SYSTEM

WIRING SYSTEM

2. RHD MODEL



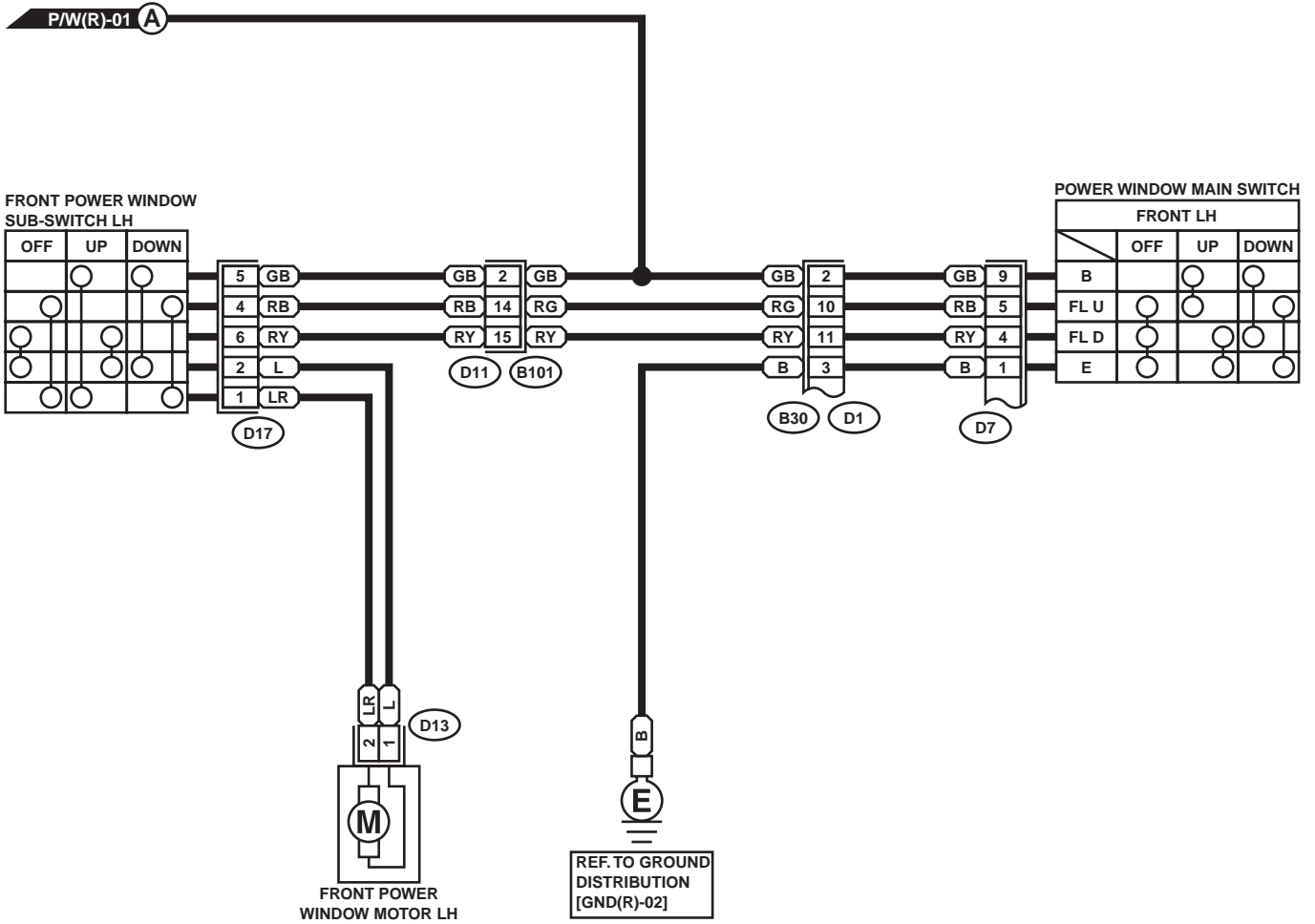
WI-00993

POWER WINDOW SYSTEM

WIRING SYSTEM

P/W(R)-02

P/W(R)-02



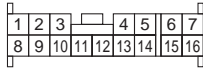
D13 (GREEN)




D17



D7 (BROWN)



D1



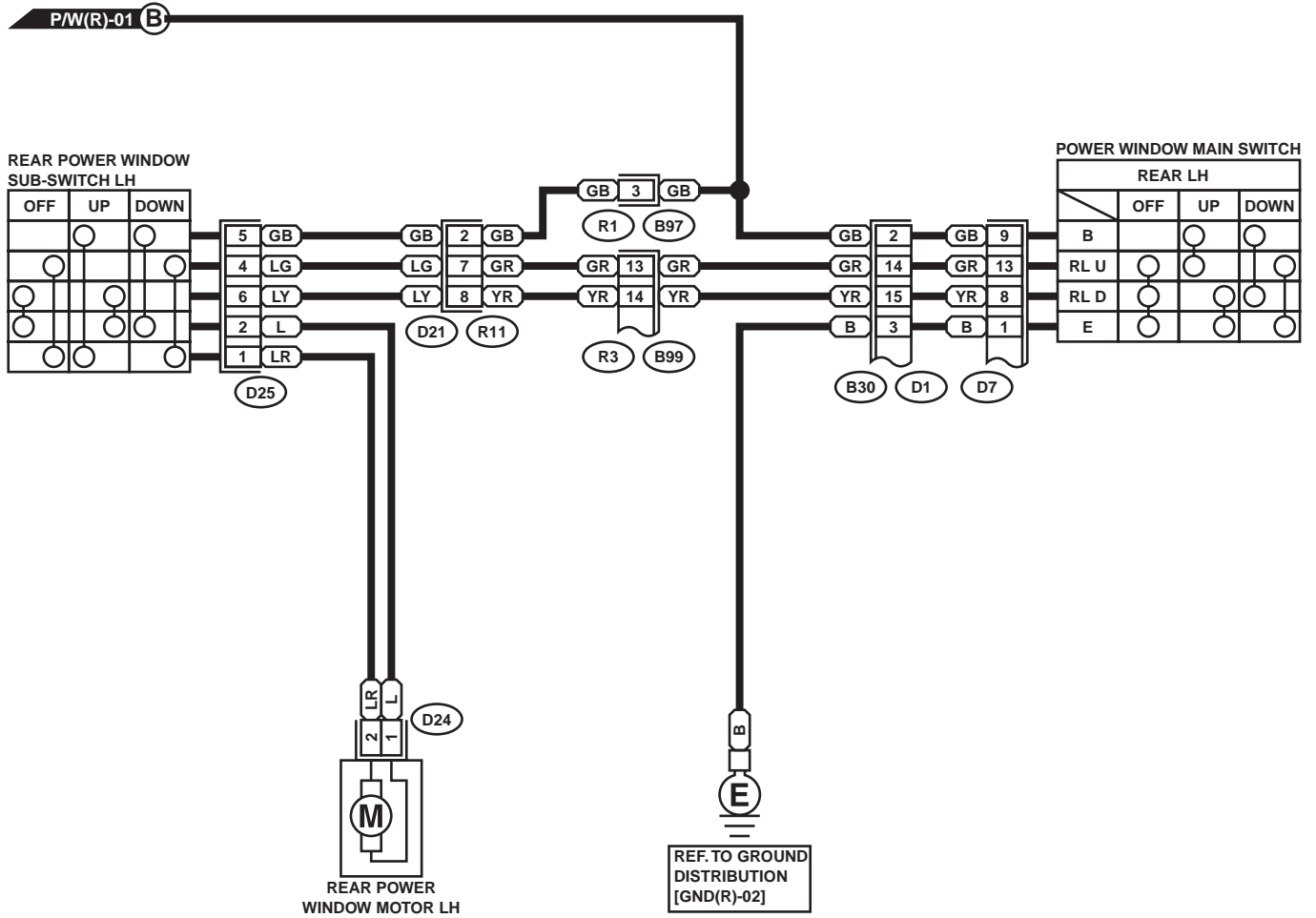
WI-00994

POWER WINDOW SYSTEM

WIRING SYSTEM

P/W(R)-03

P/W(R)-03



D24 (GREEN)



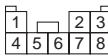
D25



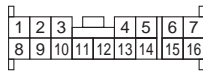
R1



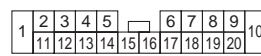
R11



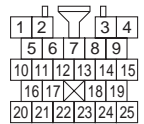
D7 (BROWN)



R3



D1



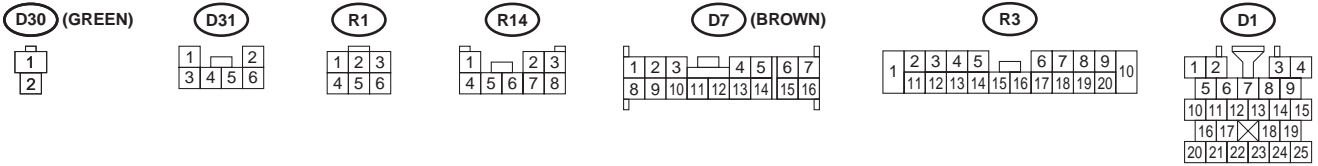
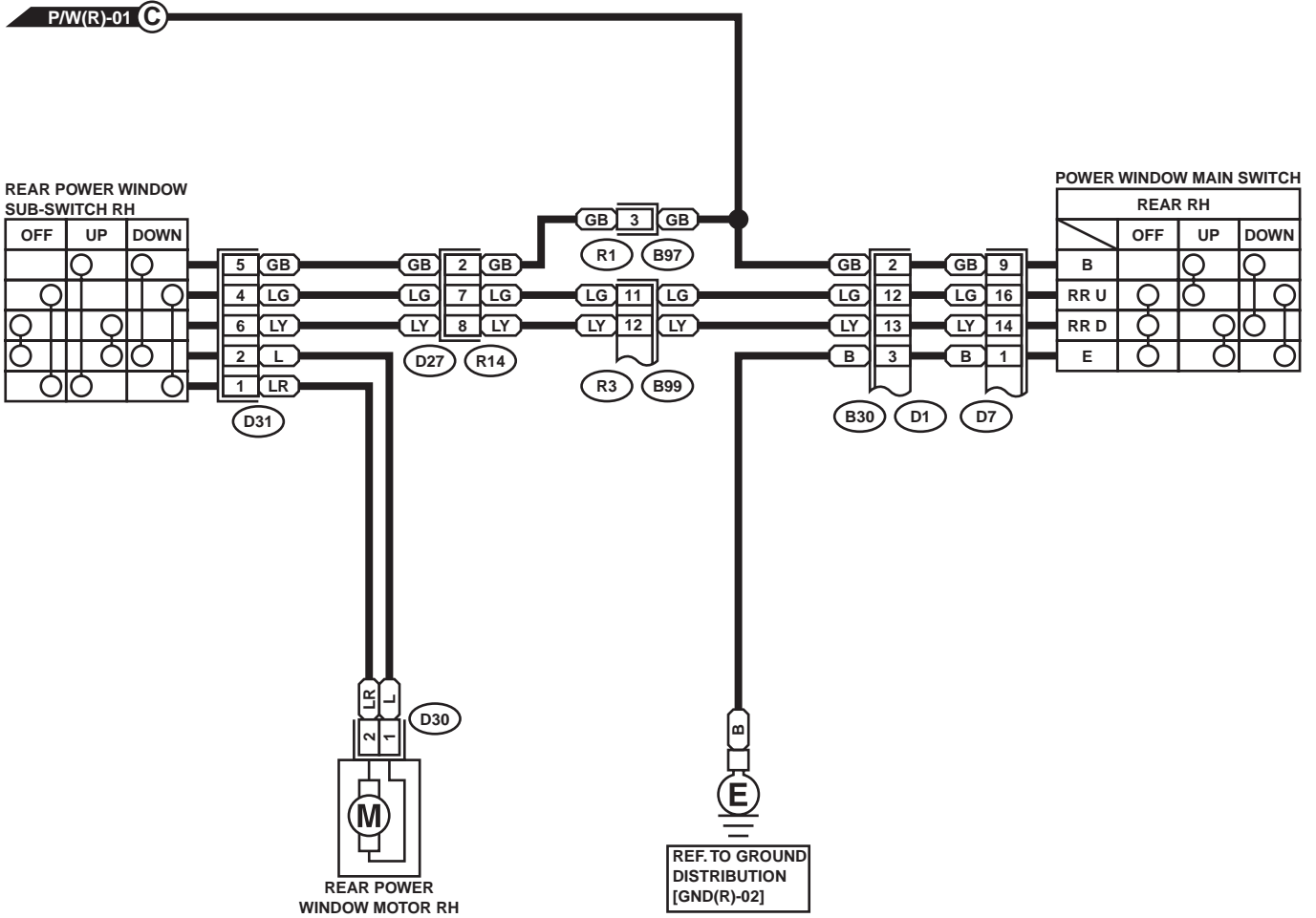
WI-00995

POWER WINDOW SYSTEM

WIRING SYSTEM

P/W(R)-04

P/W(R)-04



WI-00996

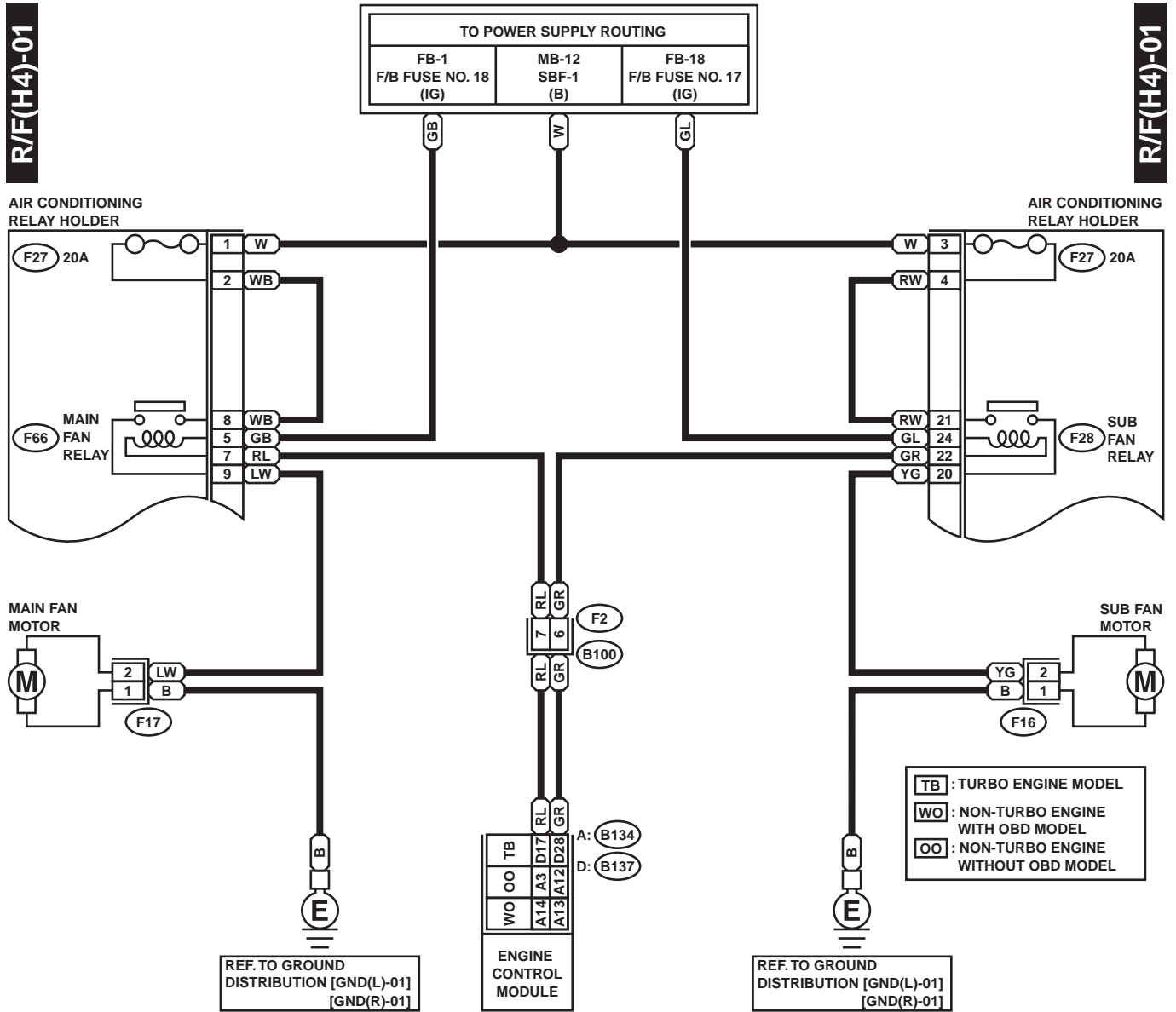
RADIATOR FAN SYSTEM

WIRING SYSTEM

36.Radiator Fan System

A: SCHEMATIC

1. 4-CYLINDER ENGINE MODEL



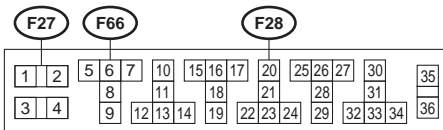
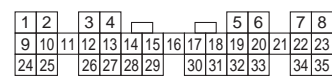
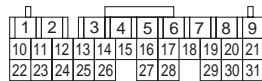
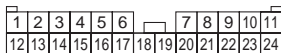
F16 (BLACK)

F2 (BLACK)

D: (B137)

A: (B134)

F17 (BLACK)



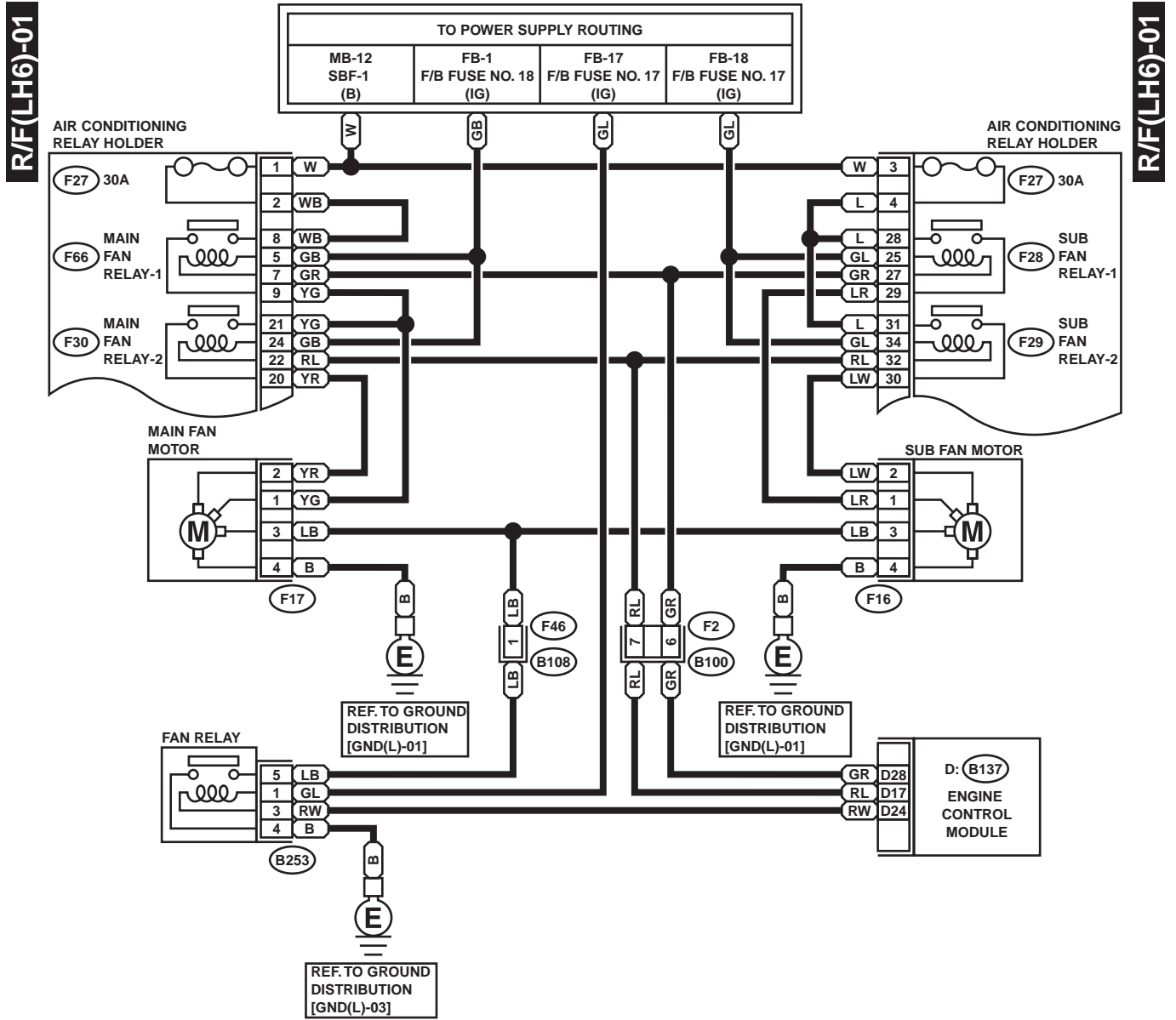
RELAY HOLDER (BLACK)

WI-00997

RADIATOR FAN SYSTEM

WIRING SYSTEM

2. LHD 6-CYLINDER ENGINE MODEL



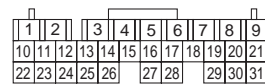
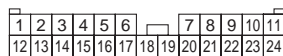
F16 (GRAY)

B253 (BLACK)

F2 (BLACK)

D: B137

F17 (GRAY)



F27

F66

F30

F28

F29



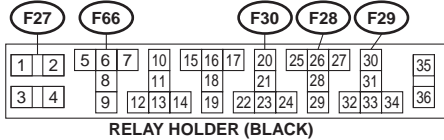
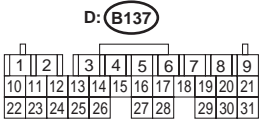
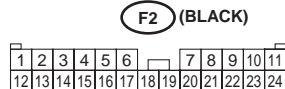
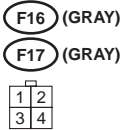
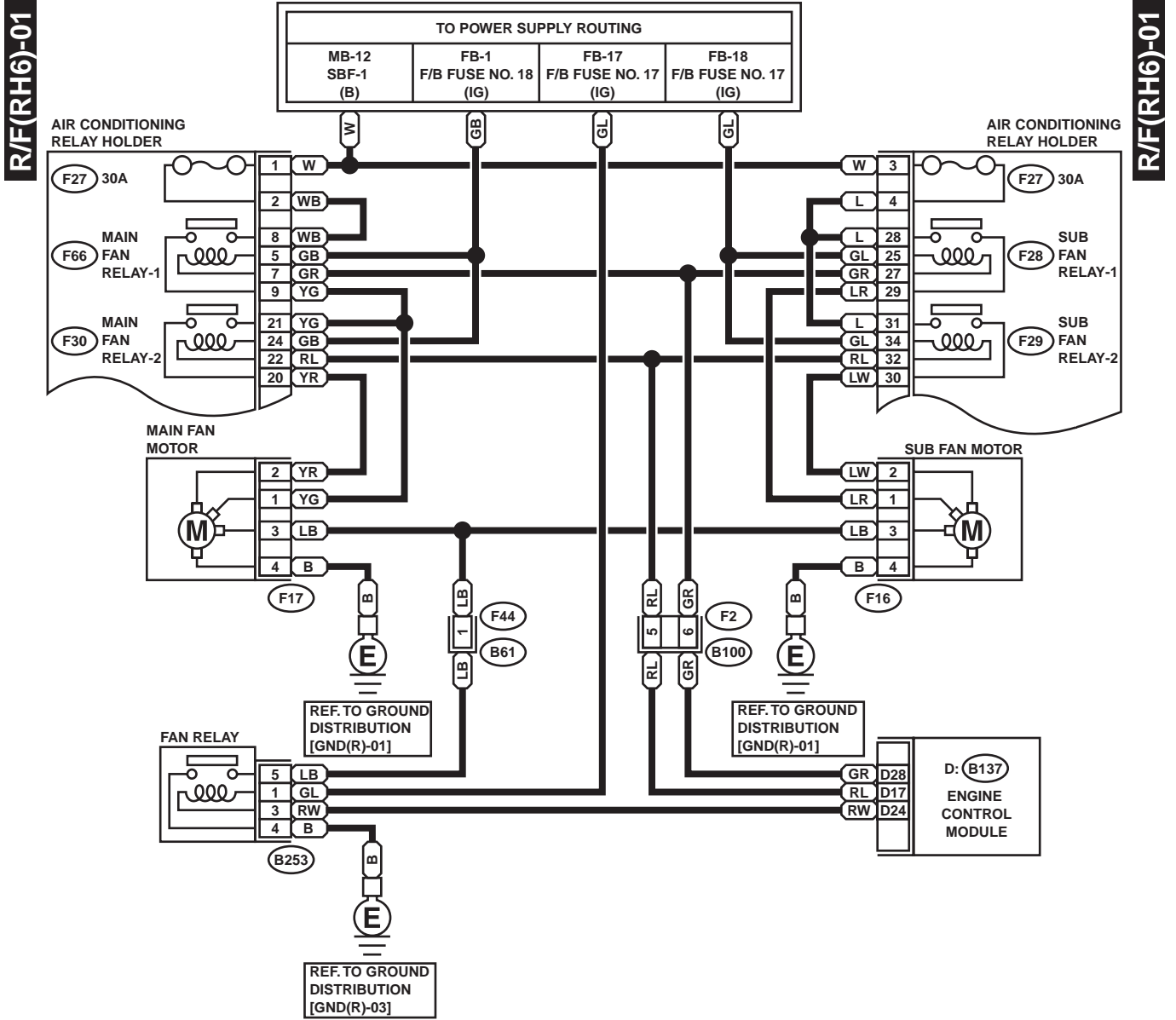
RELAY HOLDER (BLACK)

WI-00998

RADIATOR FAN SYSTEM

WIRING SYSTEM

3. RHD 6-CYLINDER ENGINE MODEL



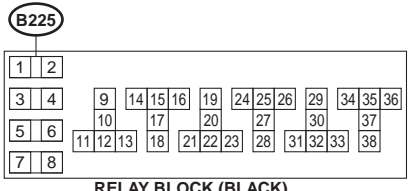
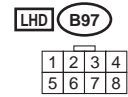
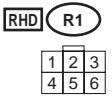
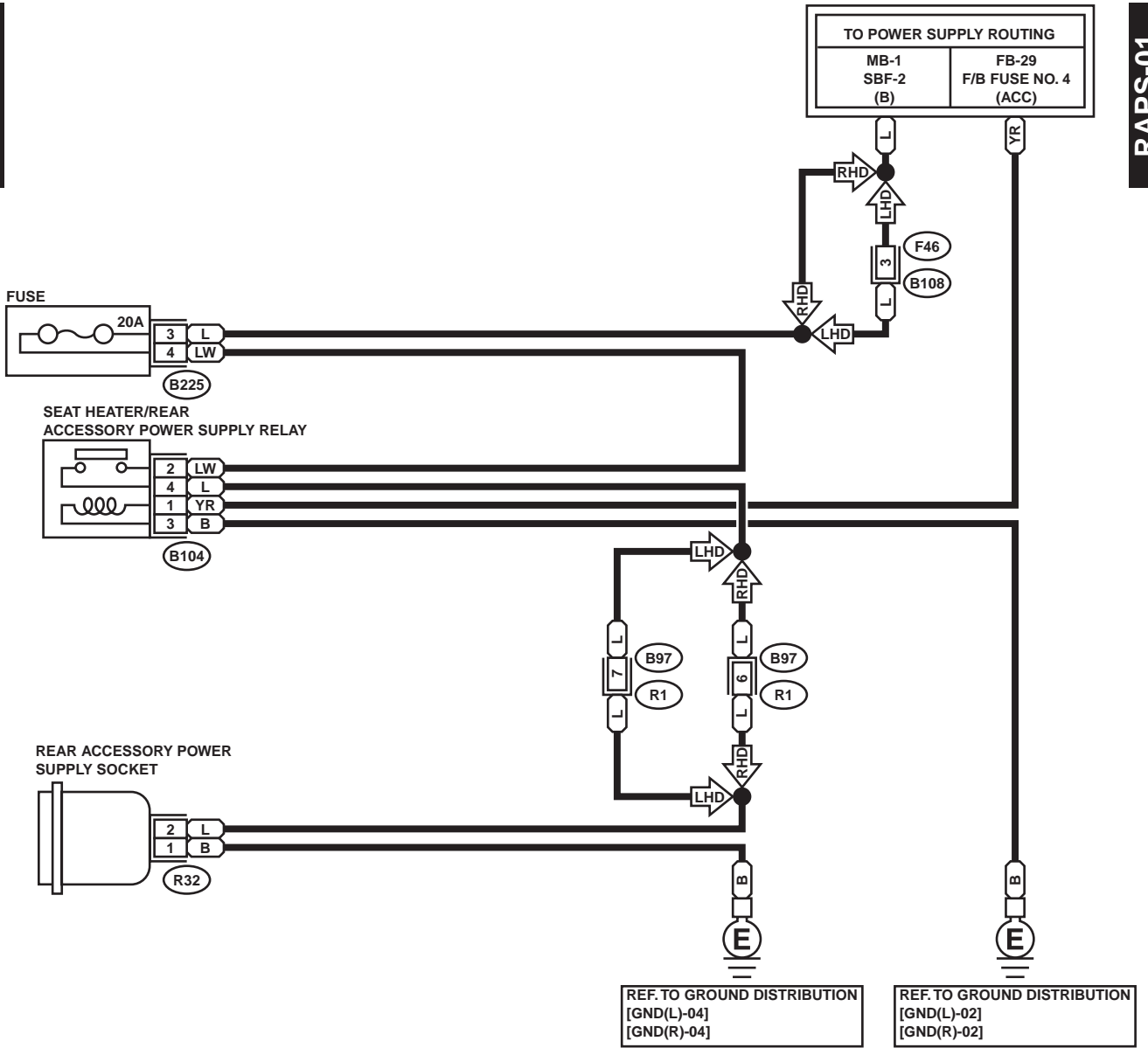
WI-00999

37.Rear Accessory Power Supply System

A: SCHEMATIC

RAPS-01

RAPS-01



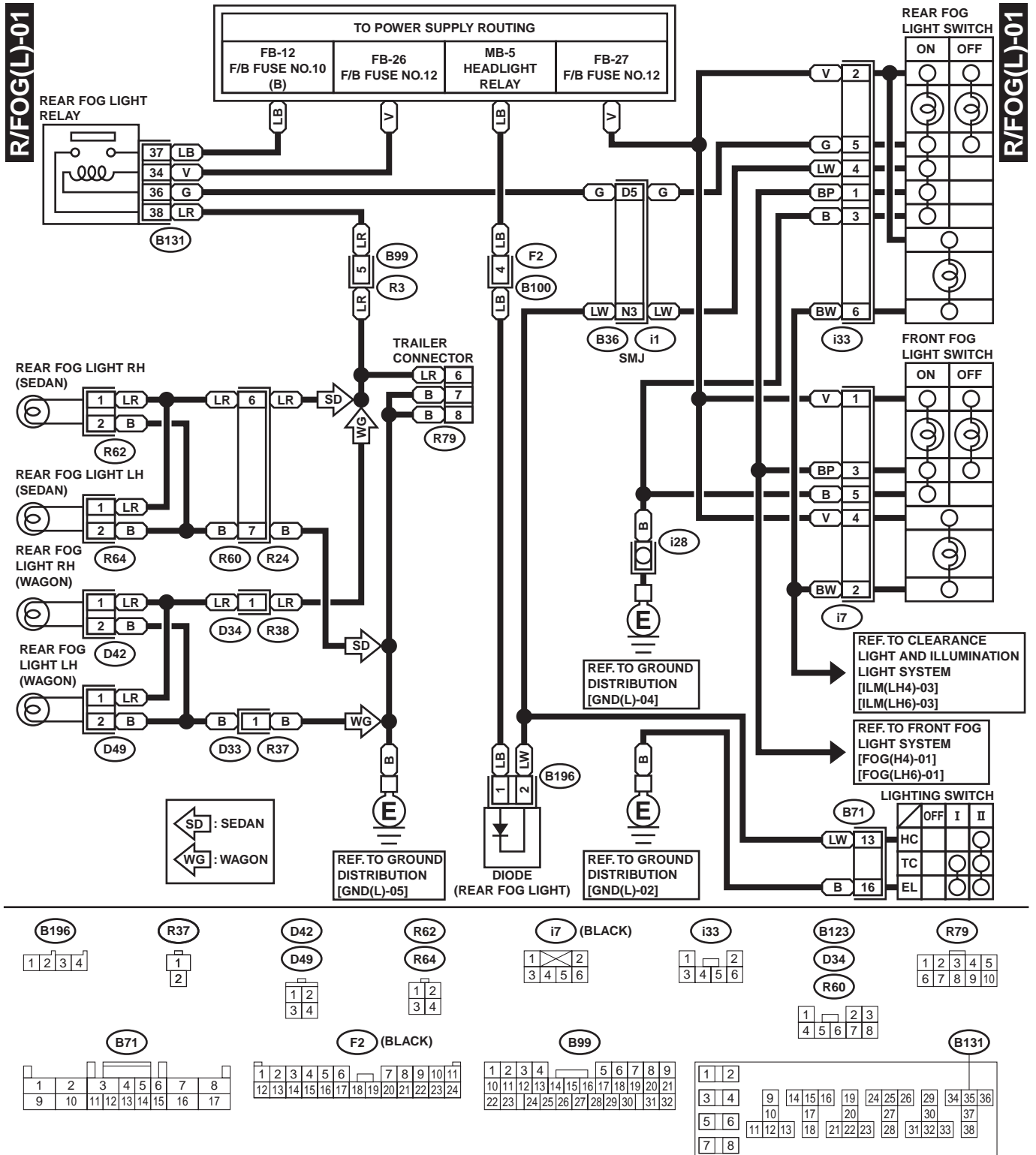
REAR FOG LIGHT SYSTEM

WIRING SYSTEM

38.Rear Fog Light System

A: SCHEMATIC

1. LHD MODEL

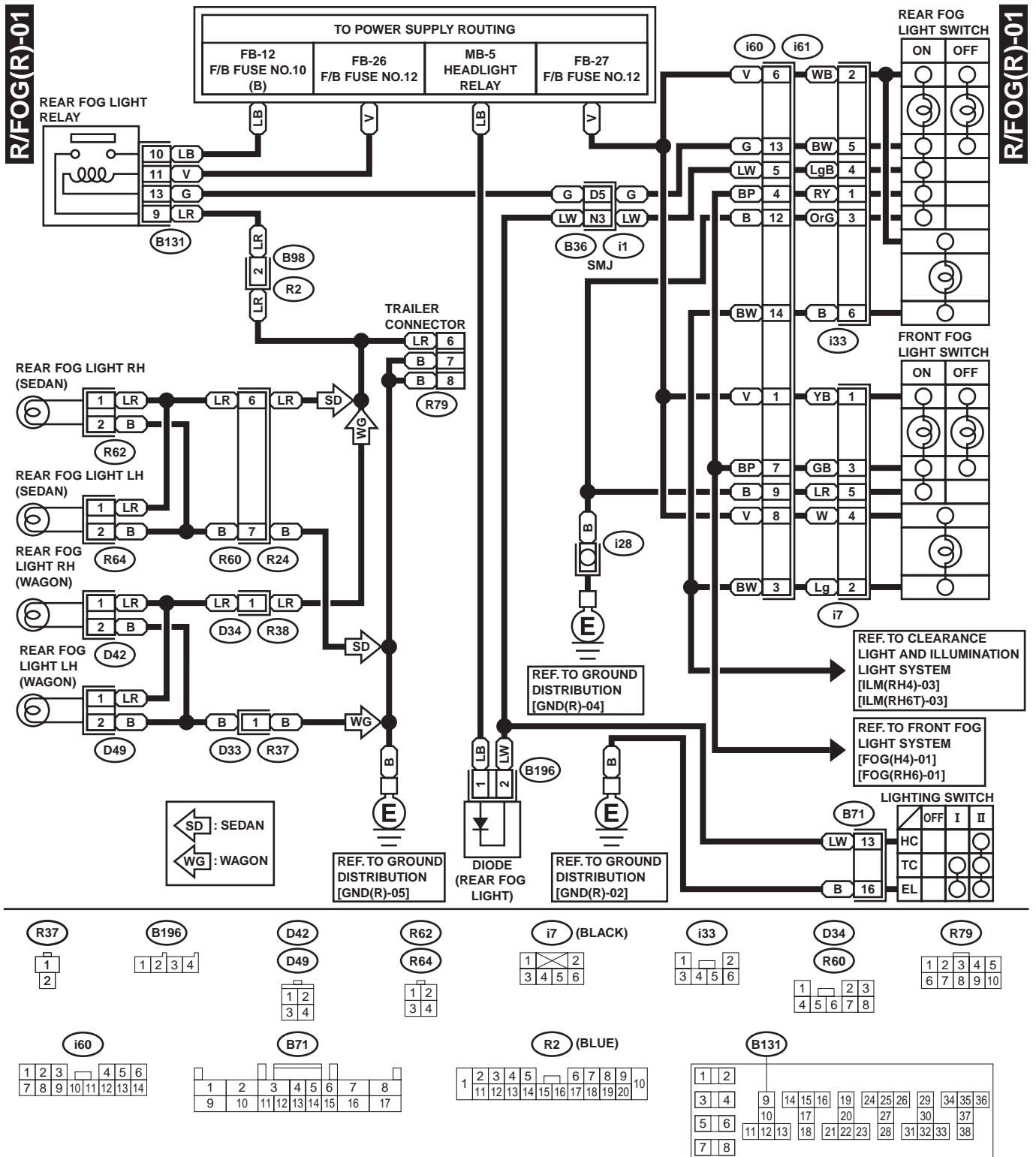


WI-01001

REAR FOG LIGHT SYSTEM

WIRING SYSTEM

2. RHD MODEL



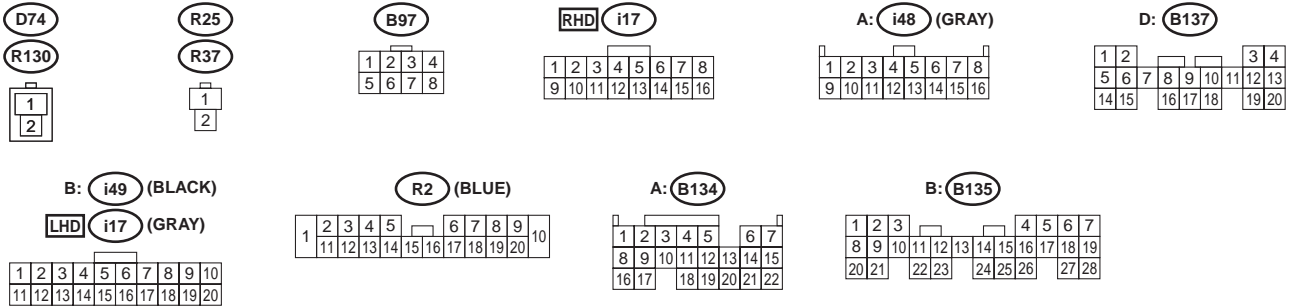
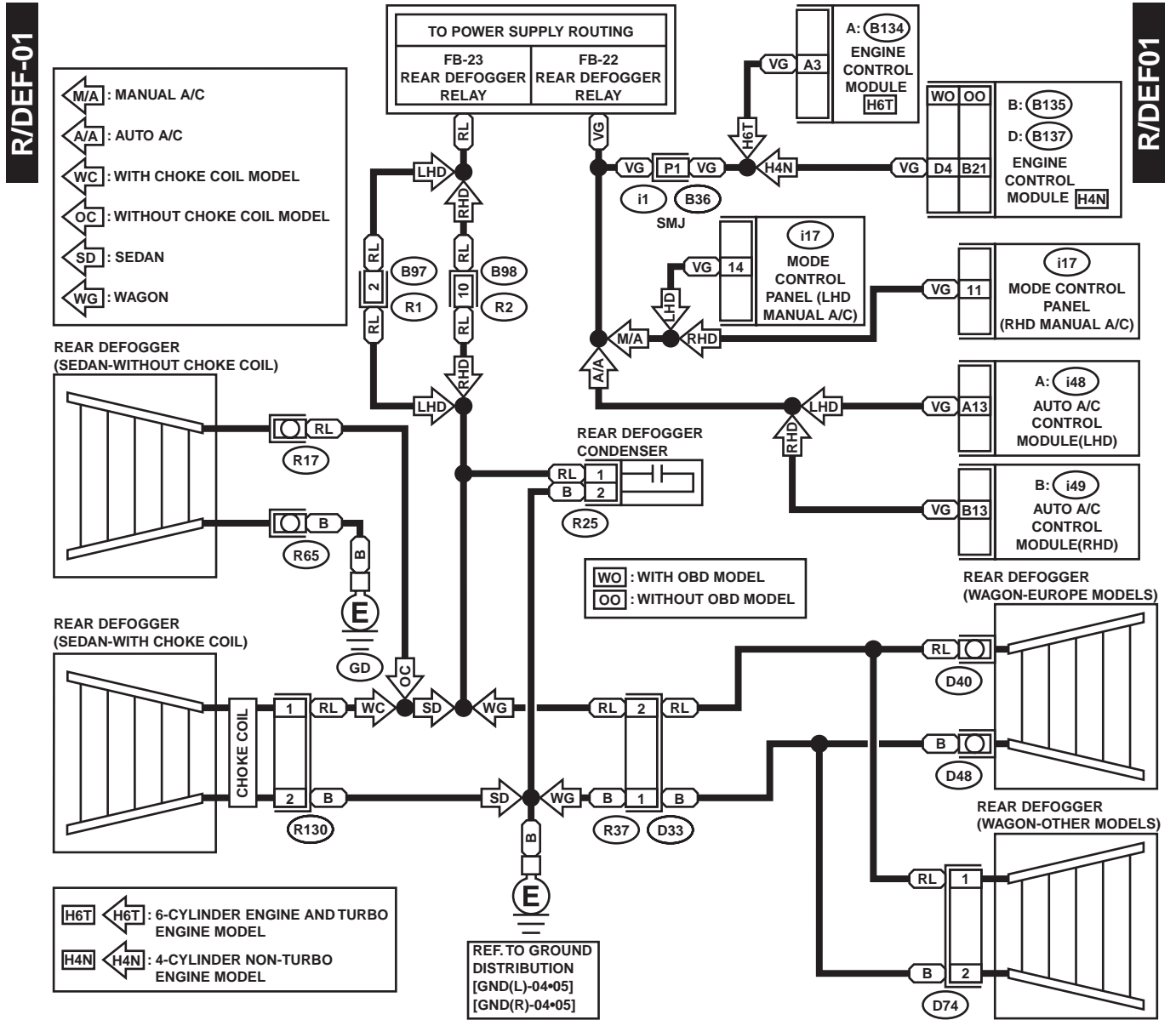
WI-01002

REAR WINDOW DEFOGGER SYSTEM

WIRING SYSTEM

39.Rear Window Defogger System

A: SCHEMATIC



WI-01003

MEMO:

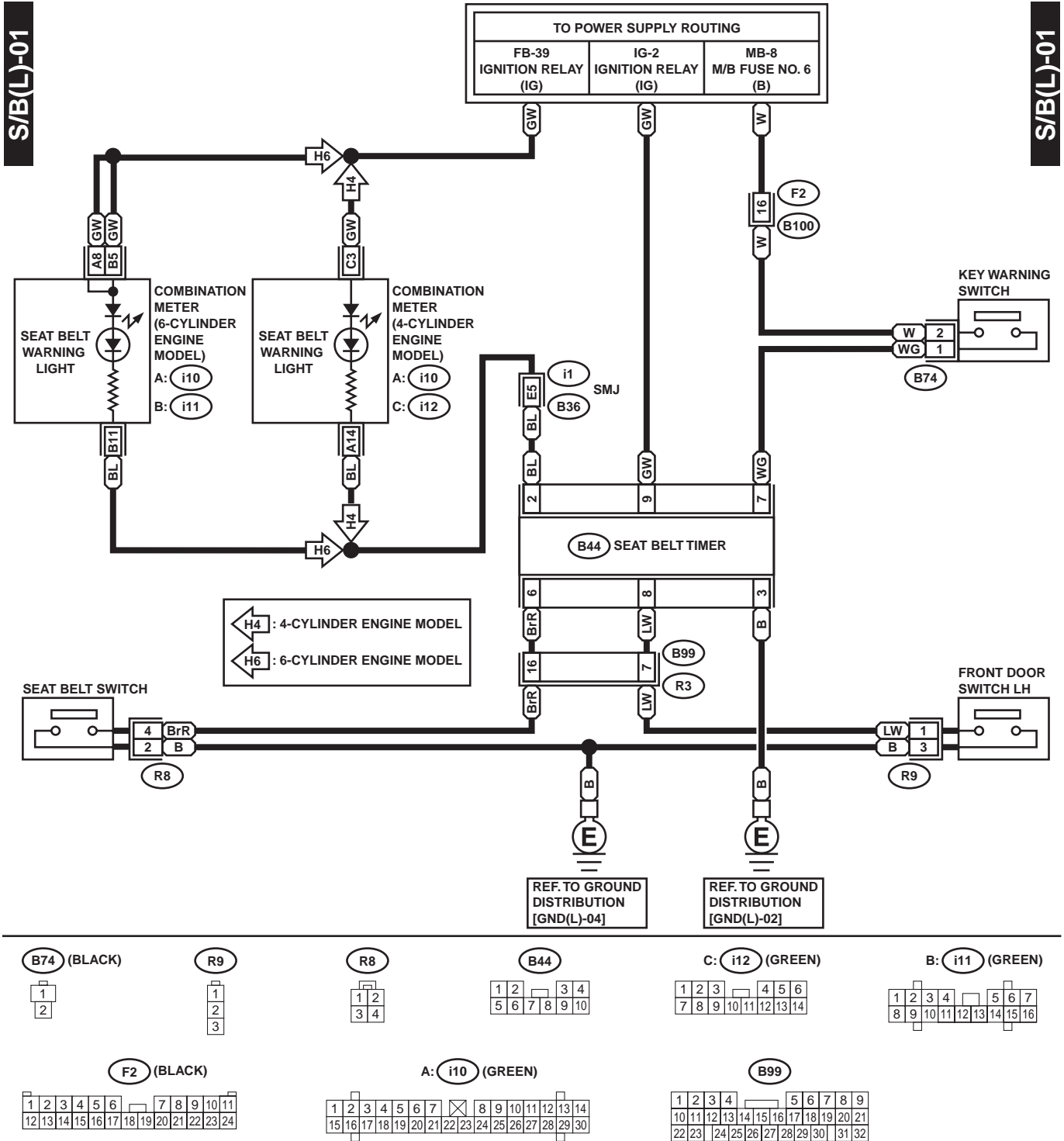
SEAT BELT WARNING SYSTEM

WIRING SYSTEM

41. Seat Belt Warning System

A: SCHEMATIC

1. LHD EXCEPT FOR EUROPE MODEL

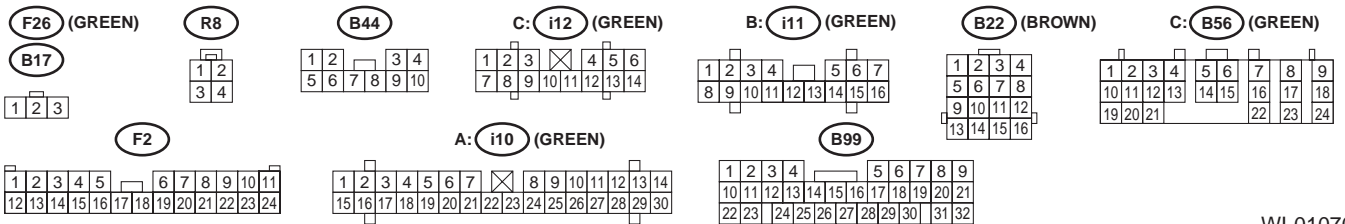
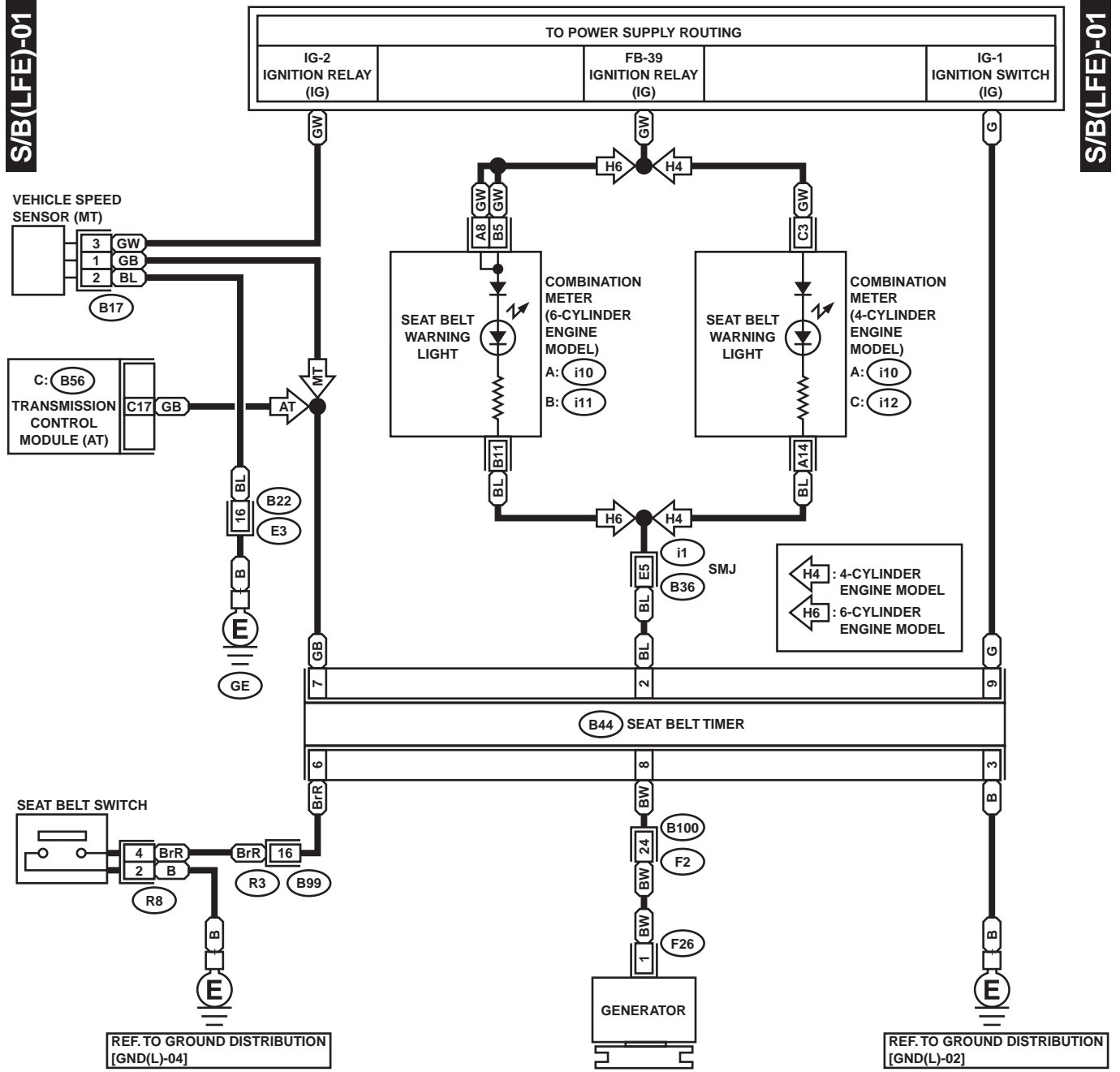


WI-01006

SEAT BELT WARNING SYSTEM

WIRING SYSTEM

2. LHD FOR EUROPE MODEL



WI-01070

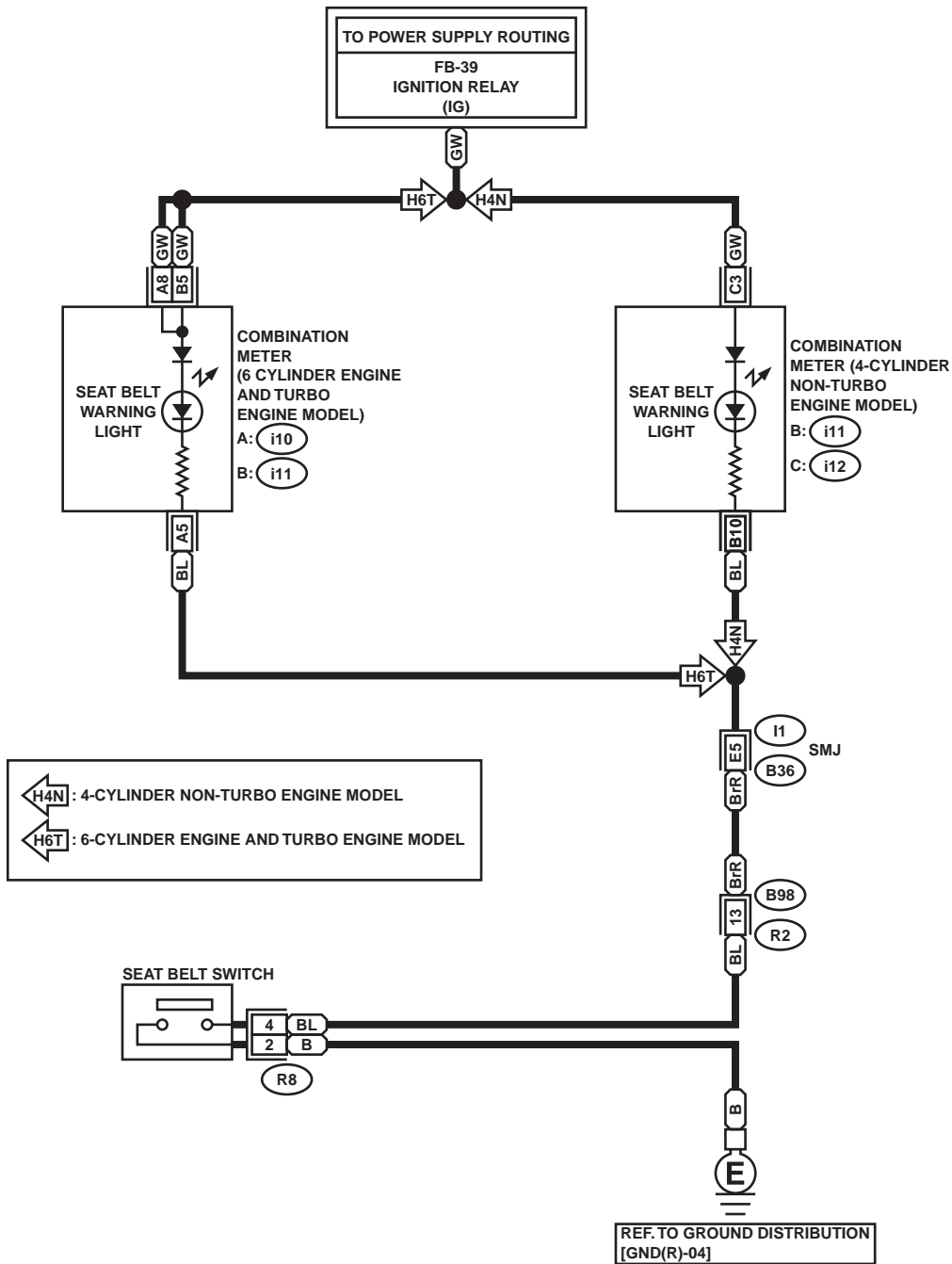
SEAT BELT WARNING SYSTEM

WIRING SYSTEM

3. RHD WITHOUT SEAT BELT TIMER MODEL

S/B(R)-01

S/B(R)-01



R8

C: i12 (GREEN)

B: i11 (GREEN)

R2 (BLUE)

A: i10 (GREEN)

1	2
3	4

1	2	3	4	5	6		
7	8	9	10	11	12	13	14

1	2	3	4	5	6	7		
8	9	10	11	12	13	14	15	16

1	2	3	4	5	6	7	8	9	10
11	12	13	14	15	16	17	18	19	20

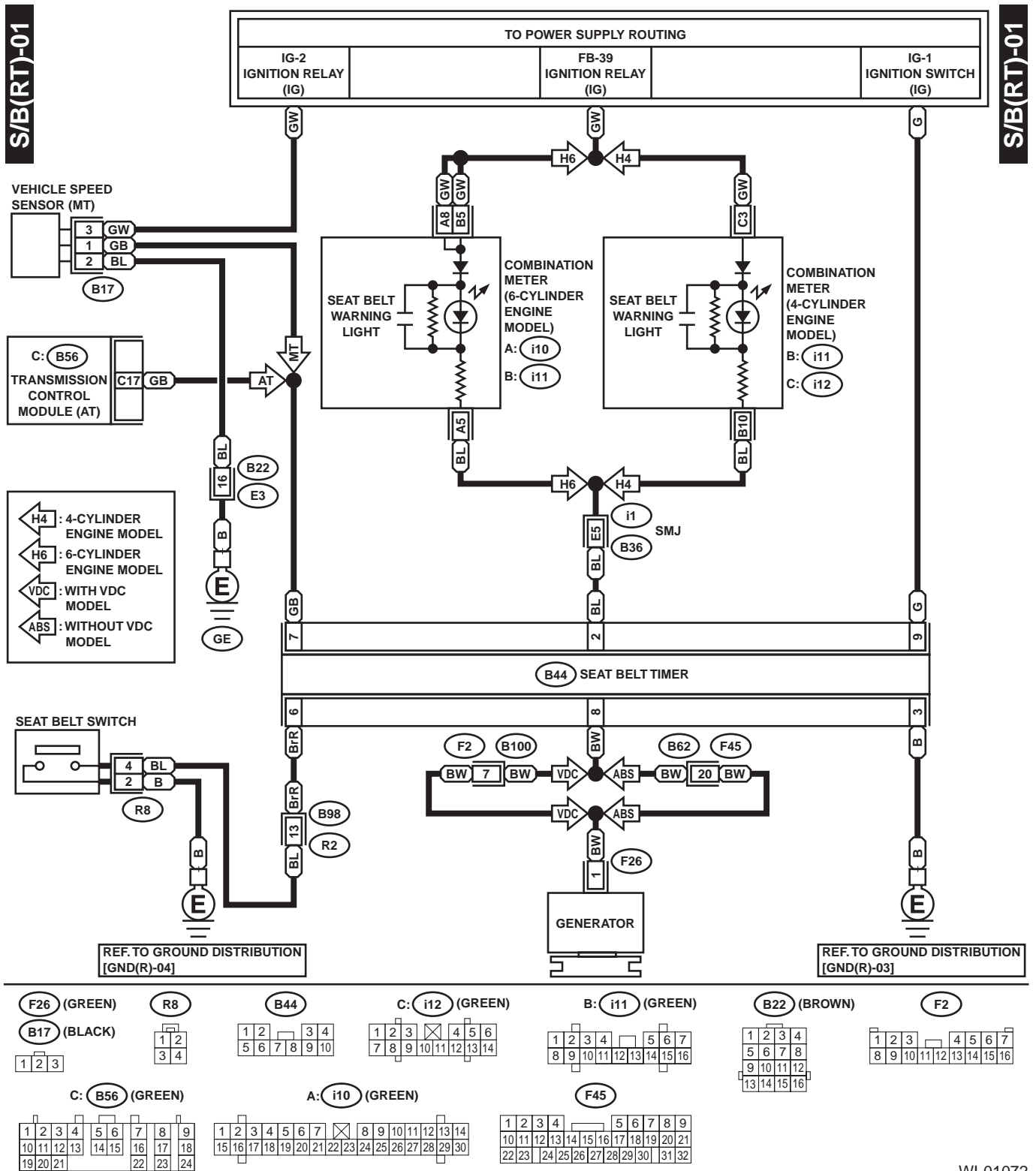
1	2	3	4	5	6	7	8	9	10	11	12	13	14		
15	16	17	18	19	20	21	22	23	24	25	26	27	28	29	30

WI-01071

SEAT BELT WARNING SYSTEM

WIRING SYSTEM

4. RHD WITH SEAT BELT TIMER MODEL



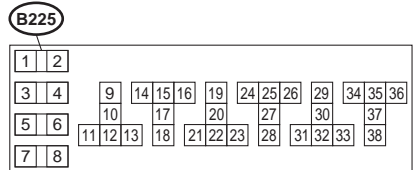
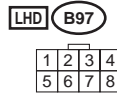
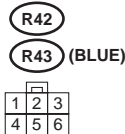
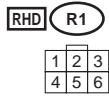
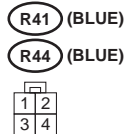
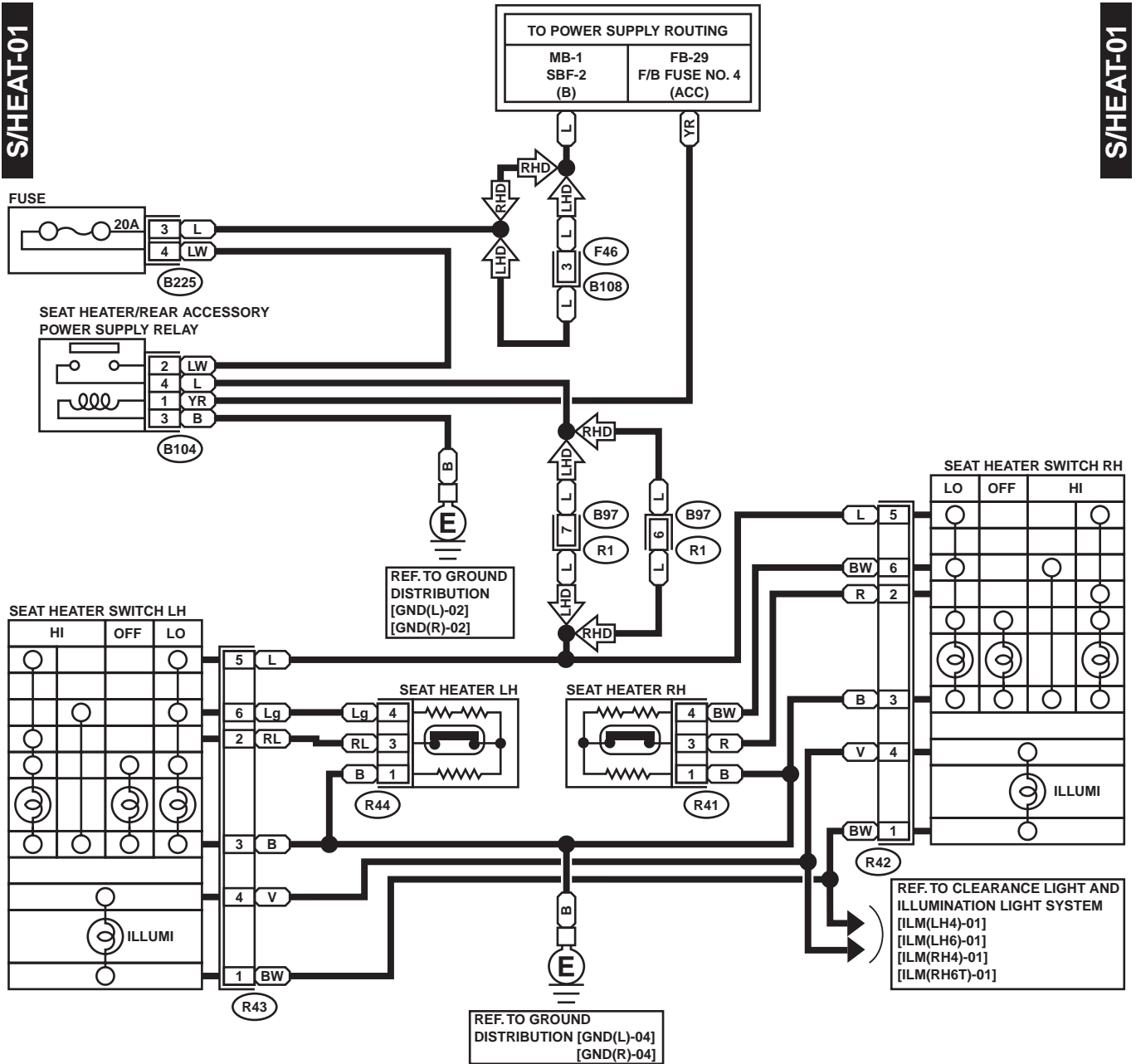
WI-01072

SEAT HEATER SYSTEM

WIRING SYSTEM

42. Seat Heater System

A: SCHEMATIC

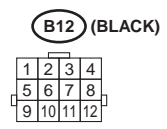
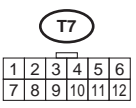
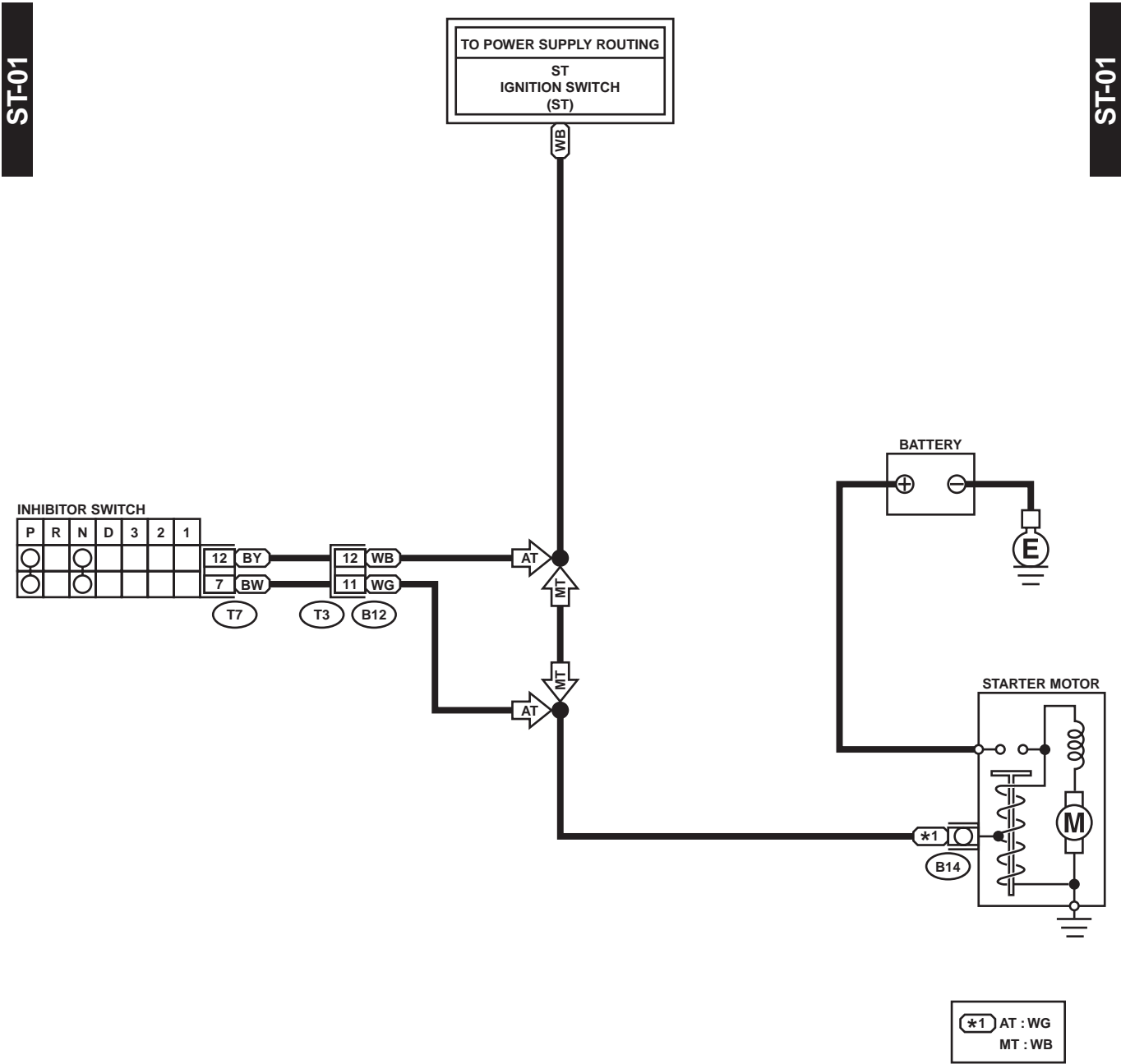


RELAY BLOCK (BLACK)

WI-01007

43.Starter System

A: SCHEMATIC



MEMO:

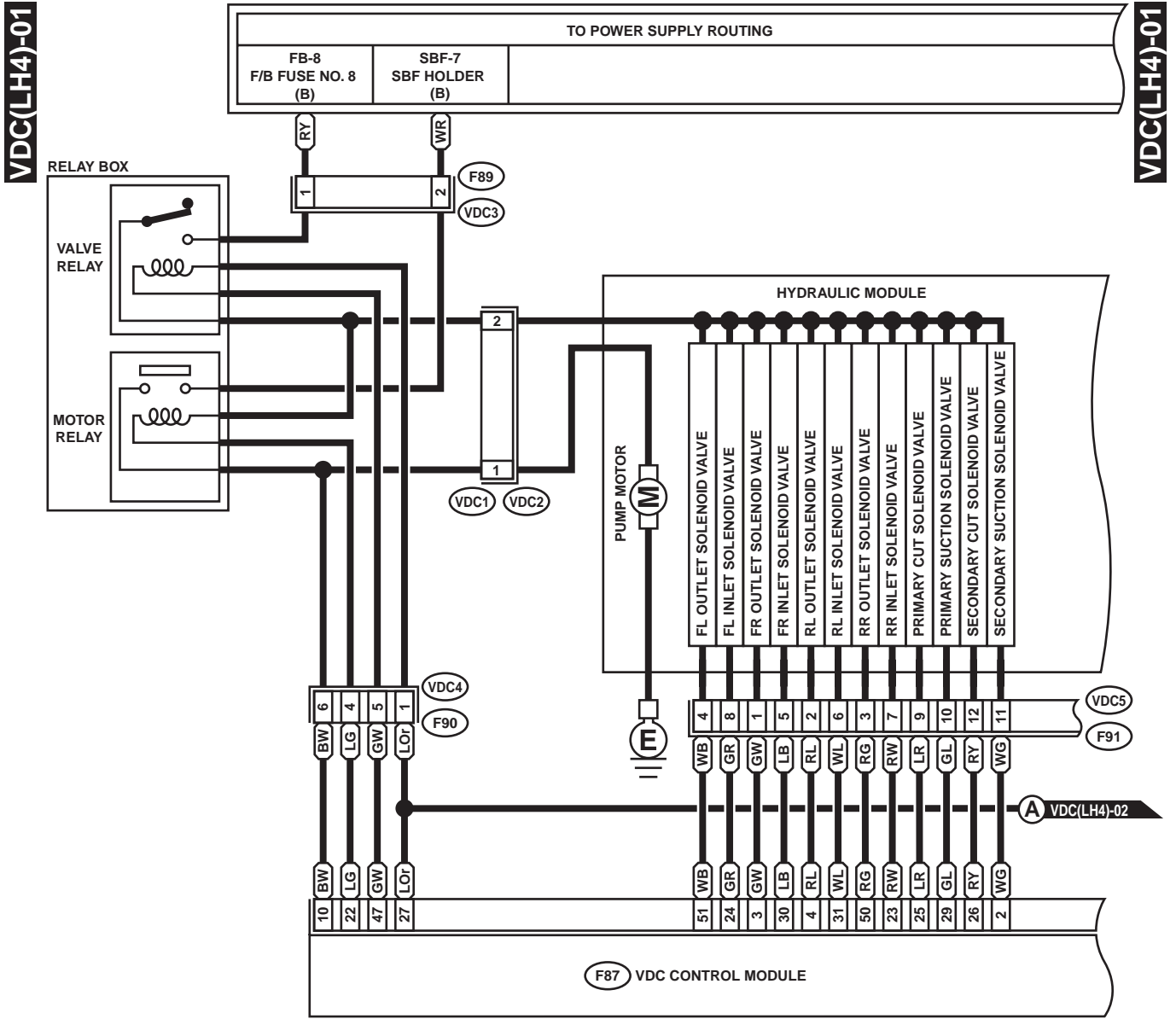
VEHICLE DYNAMIC CONTROL SYSTEM

WIRING SYSTEM

45. Vehicle Dynamic Control System

A: SCHEMATIC

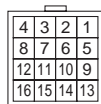
1. LHD 4-CYLINDER ENGINE MODEL



F89 (GRAY)

F90 (BLACK)

F91 (BLACK)



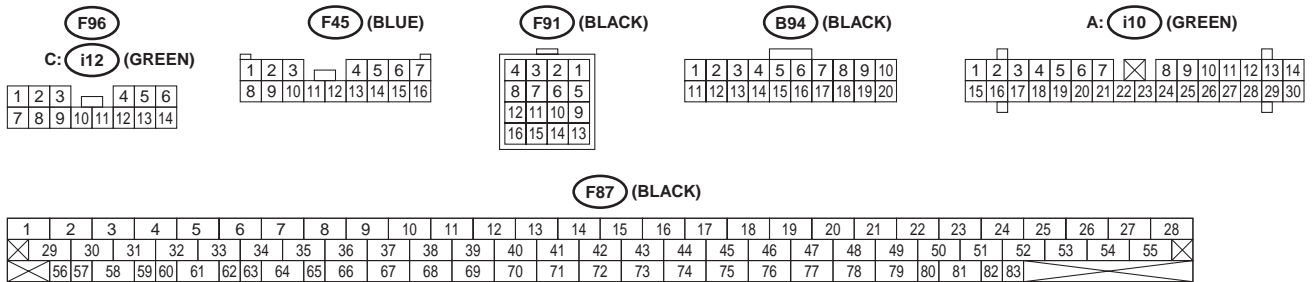
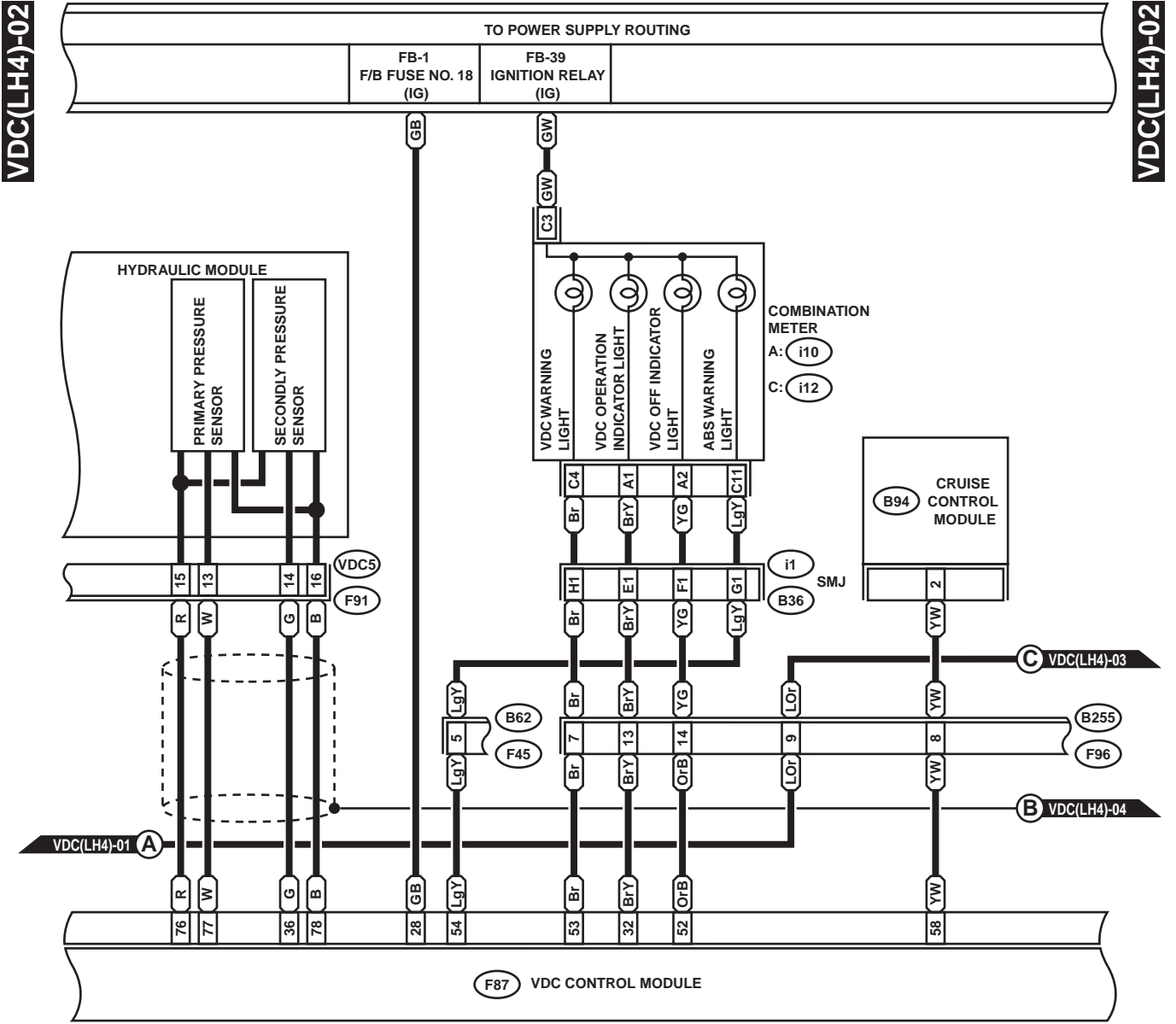
F87 (BLACK)

1	2	3	4	5	6	7	8	9	10	11	12	13	14	15	16	17	18	19	20	21	22	23	24	25	26	27	28
29	30	31	32	33	34	35	36	37	38	39	40	41	42	43	44	45	46	47	48	49	50	51	52	53	54	55	
56	57	58	59	60	61	62	63	64	65	66	67	68	69	70	71	72	73	74	75	76	77	78	79	80	81	82	83

WI-01008

VEHICLE DYNAMIC CONTROL SYSTEM

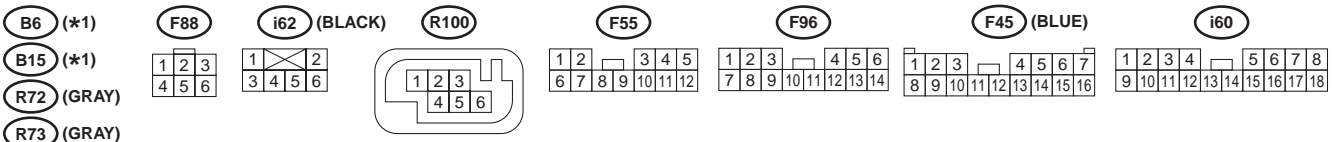
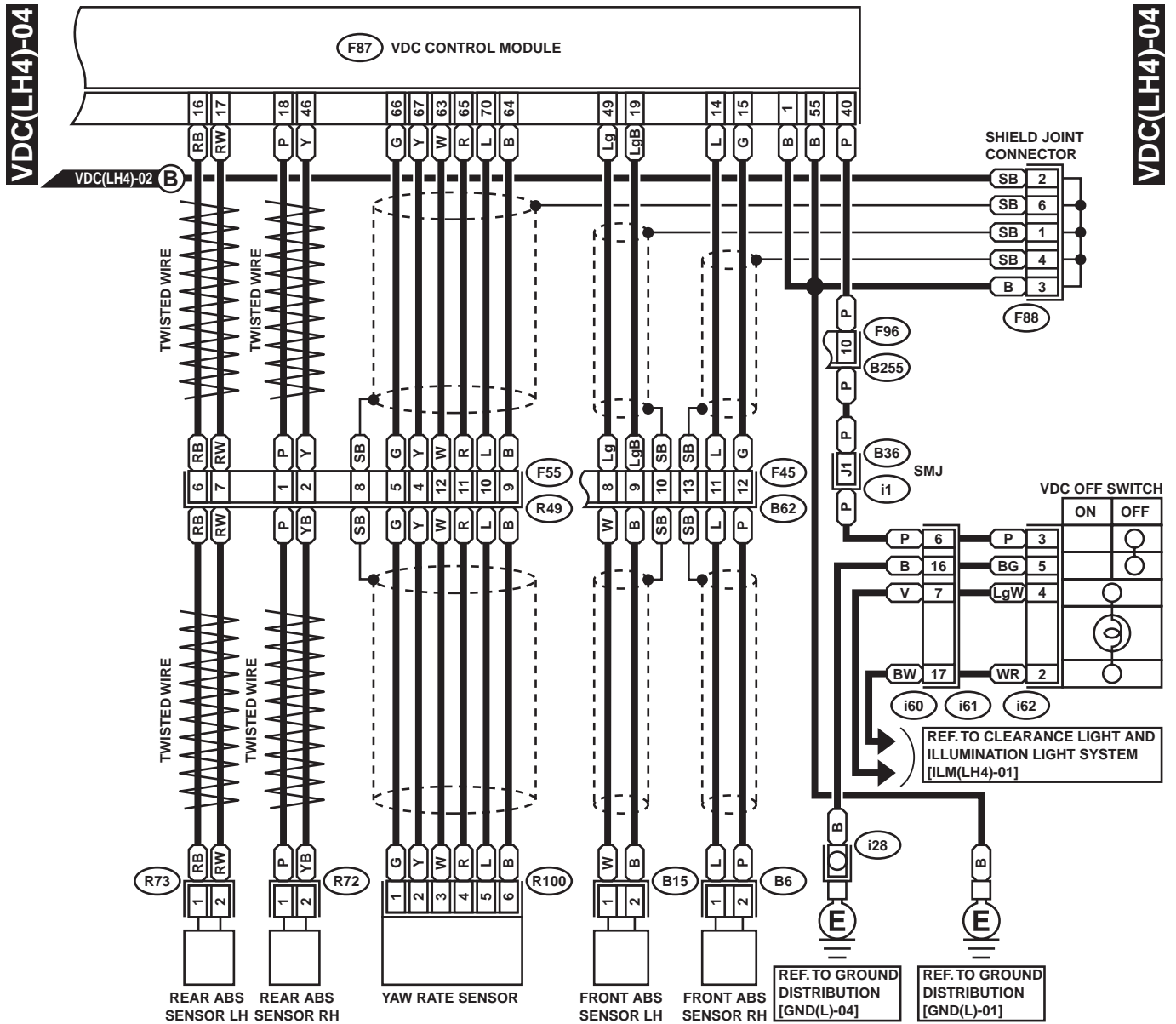
WIRING SYSTEM



WI-01009

VEHICLE DYNAMIC CONTROL SYSTEM

WIRING SYSTEM



(*1) OUTBACK : (BROWN)
OTHER MODELS : (GRAY)

(F87) (BLACK)

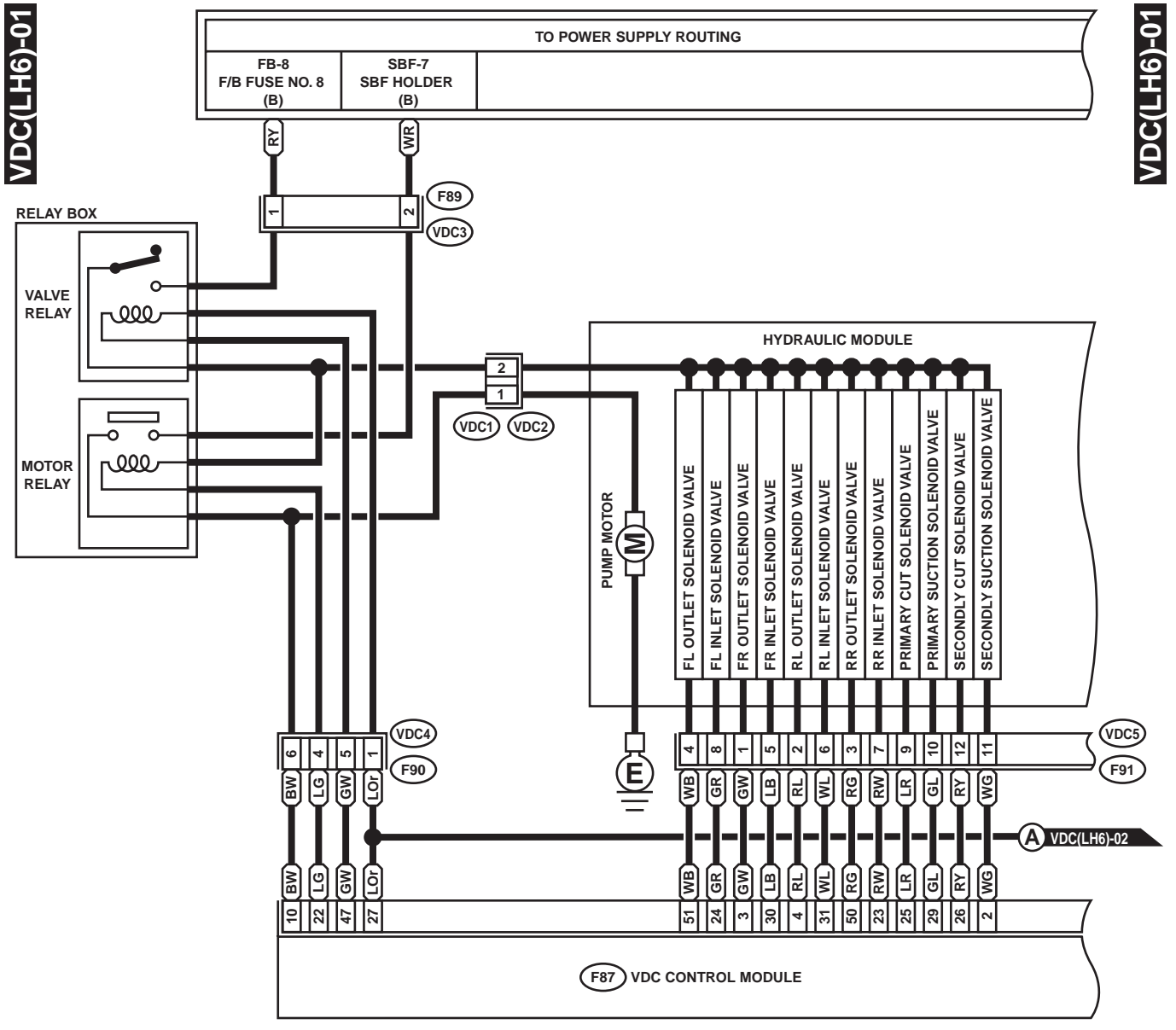
1	2	3	4	5	6	7	8	9	10	11	12	13	14	15	16	17	18	19	20	21	22	23	24	25	26	27	28
29	30	31	32	33	34	35	36	37	38	39	40	41	42	43	44	45	46	47	48	49	50	51	52	53	54	55	
56	57	58	59	60	61	62	63	64	65	66	67	68	69	70	71	72	73	74	75	76	77	78	79	80	81	82	83

WI-01011

VEHICLE DYNAMIC CONTROL SYSTEM

WIRING SYSTEM

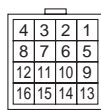
2. LHD 6-CYLINDER ENGINE MODEL



F89 (GRAY)

F90 (BLACK)

F91 (BLACK)



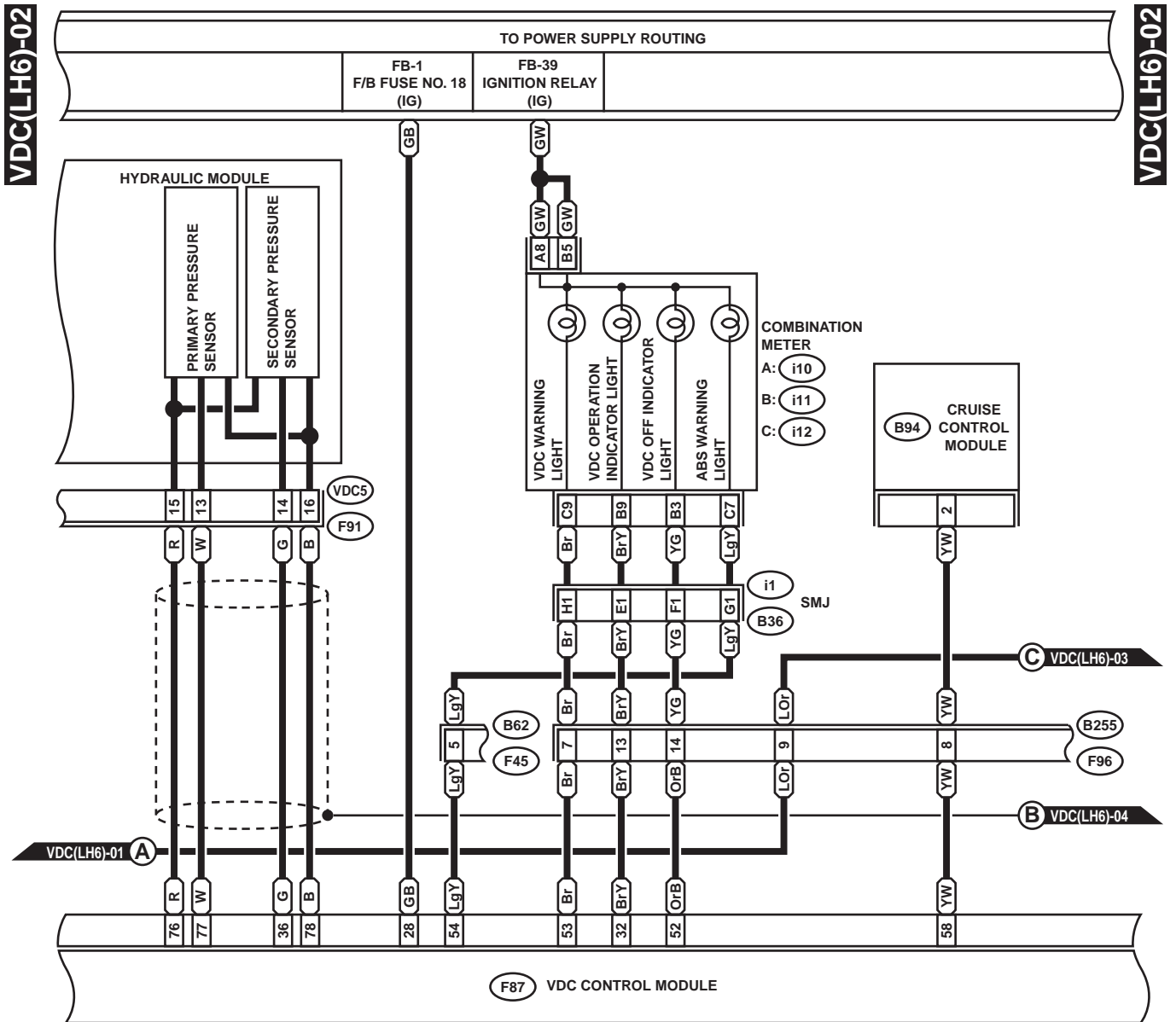
F87 (BLACK)

1	2	3	4	5	6	7	8	9	10	11	12	13	14	15	16	17	18	19	20	21	22	23	24	25	26	27	28	
29	30	31	32	33	34	35	36	37	38	39	40	41	42	43	44	45	46	47	48	49	50	51	52	53	54	55		
56	57	58	59	60	61	62	63	64	65	66	67	68	69	70	71	72	73	74	75	76	77	78	79	80	81	82	83	

WI-01012

VEHICLE DYNAMIC CONTROL SYSTEM

WIRING SYSTEM

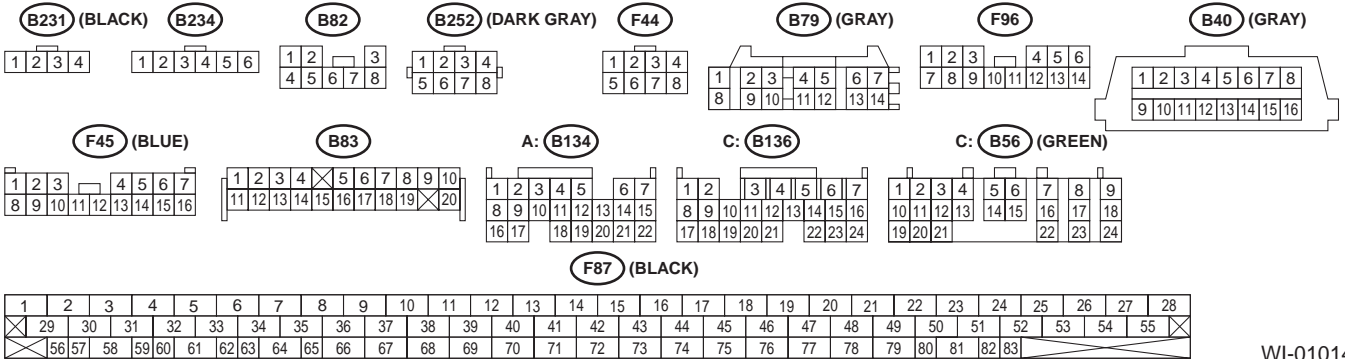
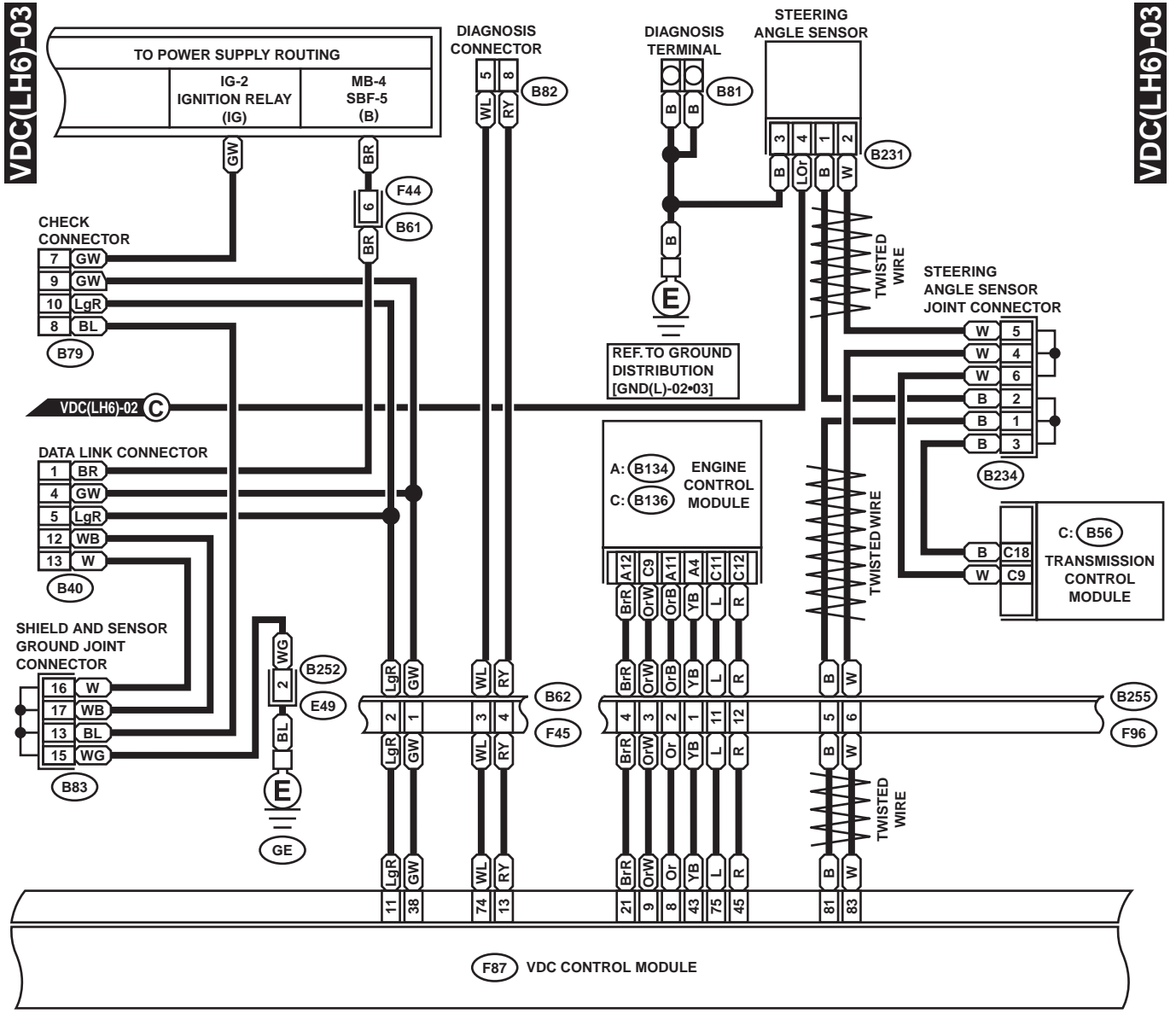


F96	F45 (BLUE)	F91 (BLACK)	B: i11 (GREEN)	C: i12 (GREEN)	B94 (BLACK)																																																																																																																								
<table border="1"> <tr><td>1</td><td>2</td><td>3</td><td>4</td><td>5</td><td>6</td></tr> <tr><td>7</td><td>8</td><td>9</td><td>10</td><td>11</td><td>12</td></tr> <tr><td>13</td><td>14</td><td></td><td></td><td></td><td></td></tr> </table>	1	2	3	4	5	6	7	8	9	10	11	12	13	14					<table border="1"> <tr><td>1</td><td>2</td><td>3</td><td>4</td><td>5</td><td>6</td><td>7</td></tr> <tr><td>8</td><td>9</td><td>10</td><td>11</td><td>12</td><td>13</td><td>14</td></tr> <tr><td>15</td><td>16</td><td></td><td></td><td></td><td></td><td></td></tr> </table>	1	2	3	4	5	6	7	8	9	10	11	12	13	14	15	16						<table border="1"> <tr><td>4</td><td>3</td><td>2</td><td>1</td></tr> <tr><td>8</td><td>7</td><td>6</td><td>5</td></tr> <tr><td>12</td><td>11</td><td>10</td><td>9</td></tr> <tr><td>16</td><td>15</td><td>14</td><td>13</td></tr> </table>	4	3	2	1	8	7	6	5	12	11	10	9	16	15	14	13	<table border="1"> <tr><td>1</td><td>2</td><td>3</td><td>4</td><td>5</td><td>6</td><td>7</td></tr> <tr><td>8</td><td>9</td><td>10</td><td>11</td><td>12</td><td>13</td><td>14</td></tr> <tr><td>15</td><td>16</td><td></td><td></td><td></td><td></td><td></td></tr> </table>	1	2	3	4	5	6	7	8	9	10	11	12	13	14	15	16						<table border="1"> <tr><td>1</td><td>2</td><td>3</td><td>4</td><td>5</td><td>6</td><td>7</td><td>8</td></tr> <tr><td>9</td><td>10</td><td>11</td><td>12</td><td>13</td><td>14</td><td>15</td><td>16</td></tr> <tr><td>17</td><td>18</td><td></td><td></td><td></td><td></td><td></td><td></td></tr> </table>	1	2	3	4	5	6	7	8	9	10	11	12	13	14	15	16	17	18							<table border="1"> <tr><td>1</td><td>2</td><td>3</td><td>4</td><td>5</td><td>6</td><td>7</td><td>8</td><td>9</td><td>10</td></tr> <tr><td>11</td><td>12</td><td>13</td><td>14</td><td>15</td><td>16</td><td>17</td><td>18</td><td>19</td><td>20</td></tr> </table>	1	2	3	4	5	6	7	8	9	10	11	12	13	14	15	16	17	18	19	20
1	2	3	4	5	6																																																																																																																								
7	8	9	10	11	12																																																																																																																								
13	14																																																																																																																												
1	2	3	4	5	6	7																																																																																																																							
8	9	10	11	12	13	14																																																																																																																							
15	16																																																																																																																												
4	3	2	1																																																																																																																										
8	7	6	5																																																																																																																										
12	11	10	9																																																																																																																										
16	15	14	13																																																																																																																										
1	2	3	4	5	6	7																																																																																																																							
8	9	10	11	12	13	14																																																																																																																							
15	16																																																																																																																												
1	2	3	4	5	6	7	8																																																																																																																						
9	10	11	12	13	14	15	16																																																																																																																						
17	18																																																																																																																												
1	2	3	4	5	6	7	8	9	10																																																																																																																				
11	12	13	14	15	16	17	18	19	20																																																																																																																				
A: i10 (GREEN)																																																																																																																													
<table border="1"> <tr><td>1</td><td>2</td><td>3</td><td>4</td><td>5</td><td>6</td><td>7</td><td>8</td><td>9</td><td>10</td><td>11</td><td>12</td><td>13</td><td>14</td></tr> <tr><td>15</td><td>16</td><td>17</td><td>18</td><td>19</td><td>20</td><td>21</td><td>22</td><td>23</td><td>24</td><td>25</td><td>26</td><td>27</td><td>28</td></tr> <tr><td>29</td><td>30</td><td></td><td></td><td></td><td></td><td></td><td></td><td></td><td></td><td></td><td></td><td></td><td></td></tr> </table>						1	2	3	4	5	6	7	8	9	10	11	12	13	14	15	16	17	18	19	20	21	22	23	24	25	26	27	28	29	30																																																																																										
1	2	3	4	5	6	7	8	9	10	11	12	13	14																																																																																																																
15	16	17	18	19	20	21	22	23	24	25	26	27	28																																																																																																																
29	30																																																																																																																												
F87 (BLACK)																																																																																																																													
<table border="1"> <tr><td>1</td><td>2</td><td>3</td><td>4</td><td>5</td><td>6</td><td>7</td><td>8</td><td>9</td><td>10</td><td>11</td><td>12</td><td>13</td><td>14</td><td>15</td><td>16</td><td>17</td><td>18</td><td>19</td><td>20</td><td>21</td><td>22</td><td>23</td><td>24</td><td>25</td><td>26</td><td>27</td><td>28</td></tr> <tr><td>29</td><td>30</td><td>31</td><td>32</td><td>33</td><td>34</td><td>35</td><td>36</td><td>37</td><td>38</td><td>39</td><td>40</td><td>41</td><td>42</td><td>43</td><td>44</td><td>45</td><td>46</td><td>47</td><td>48</td><td>49</td><td>50</td><td>51</td><td>52</td><td>53</td><td>54</td><td>55</td><td>56</td><td>57</td></tr> <tr><td>58</td><td>59</td><td>60</td><td>61</td><td>62</td><td>63</td><td>64</td><td>65</td><td>66</td><td>67</td><td>68</td><td>69</td><td>70</td><td>71</td><td>72</td><td>73</td><td>74</td><td>75</td><td>76</td><td>77</td><td>78</td><td>79</td><td>80</td><td>81</td><td>82</td><td>83</td><td></td><td></td></tr> </table>						1	2	3	4	5	6	7	8	9	10	11	12	13	14	15	16	17	18	19	20	21	22	23	24	25	26	27	28	29	30	31	32	33	34	35	36	37	38	39	40	41	42	43	44	45	46	47	48	49	50	51	52	53	54	55	56	57	58	59	60	61	62	63	64	65	66	67	68	69	70	71	72	73	74	75	76	77	78	79	80	81	82	83																																					
1	2	3	4	5	6	7	8	9	10	11	12	13	14	15	16	17	18	19	20	21	22	23	24	25	26	27	28																																																																																																		
29	30	31	32	33	34	35	36	37	38	39	40	41	42	43	44	45	46	47	48	49	50	51	52	53	54	55	56	57																																																																																																	
58	59	60	61	62	63	64	65	66	67	68	69	70	71	72	73	74	75	76	77	78	79	80	81	82	83																																																																																																				

WI-01013

VEHICLE DYNAMIC CONTROL SYSTEM

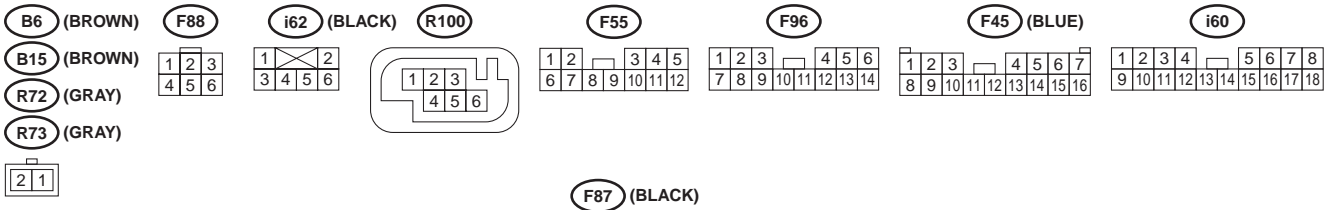
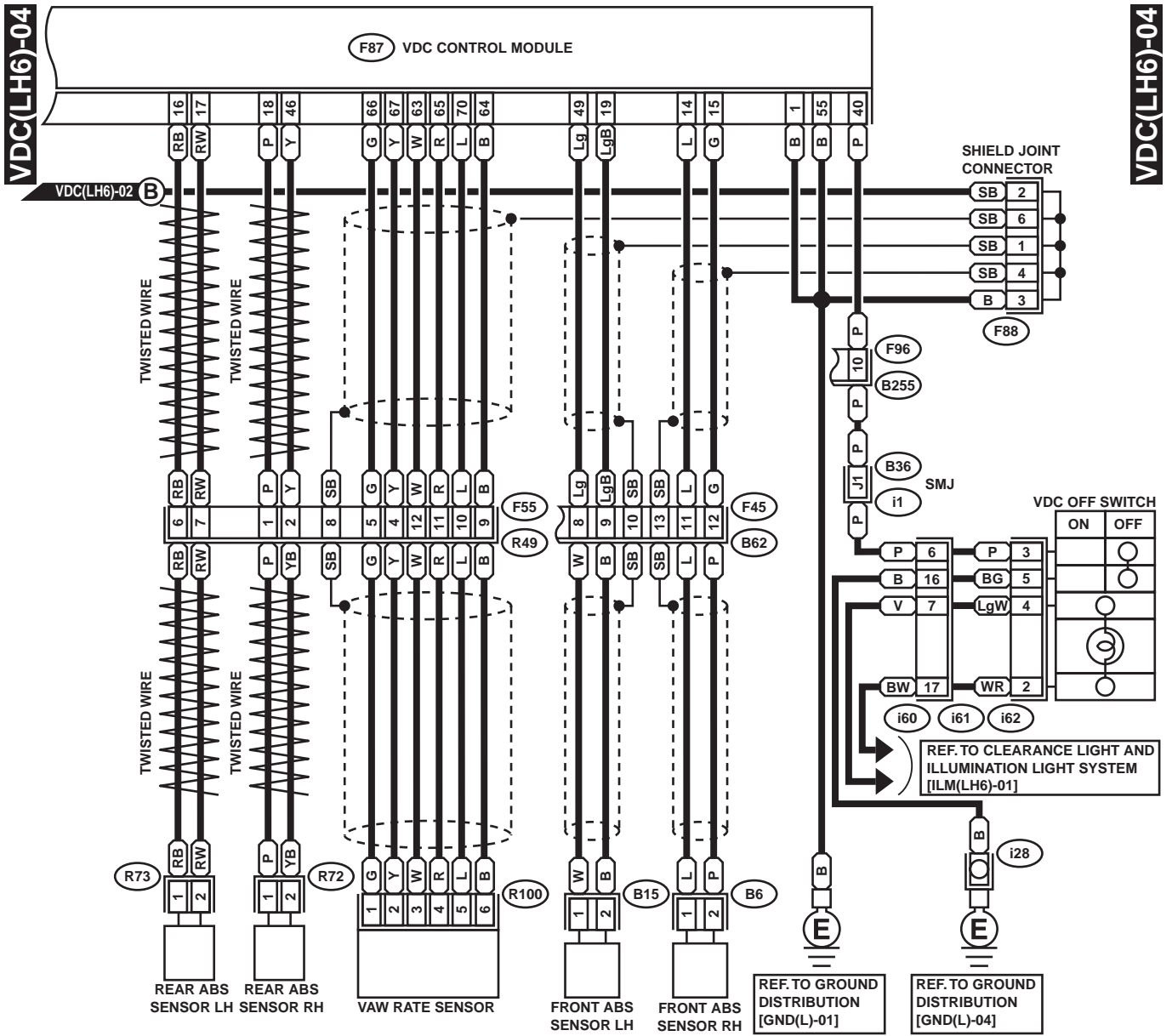
WIRING SYSTEM



WI-01014

VEHICLE DYNAMIC CONTROL SYSTEM

WIRING SYSTEM



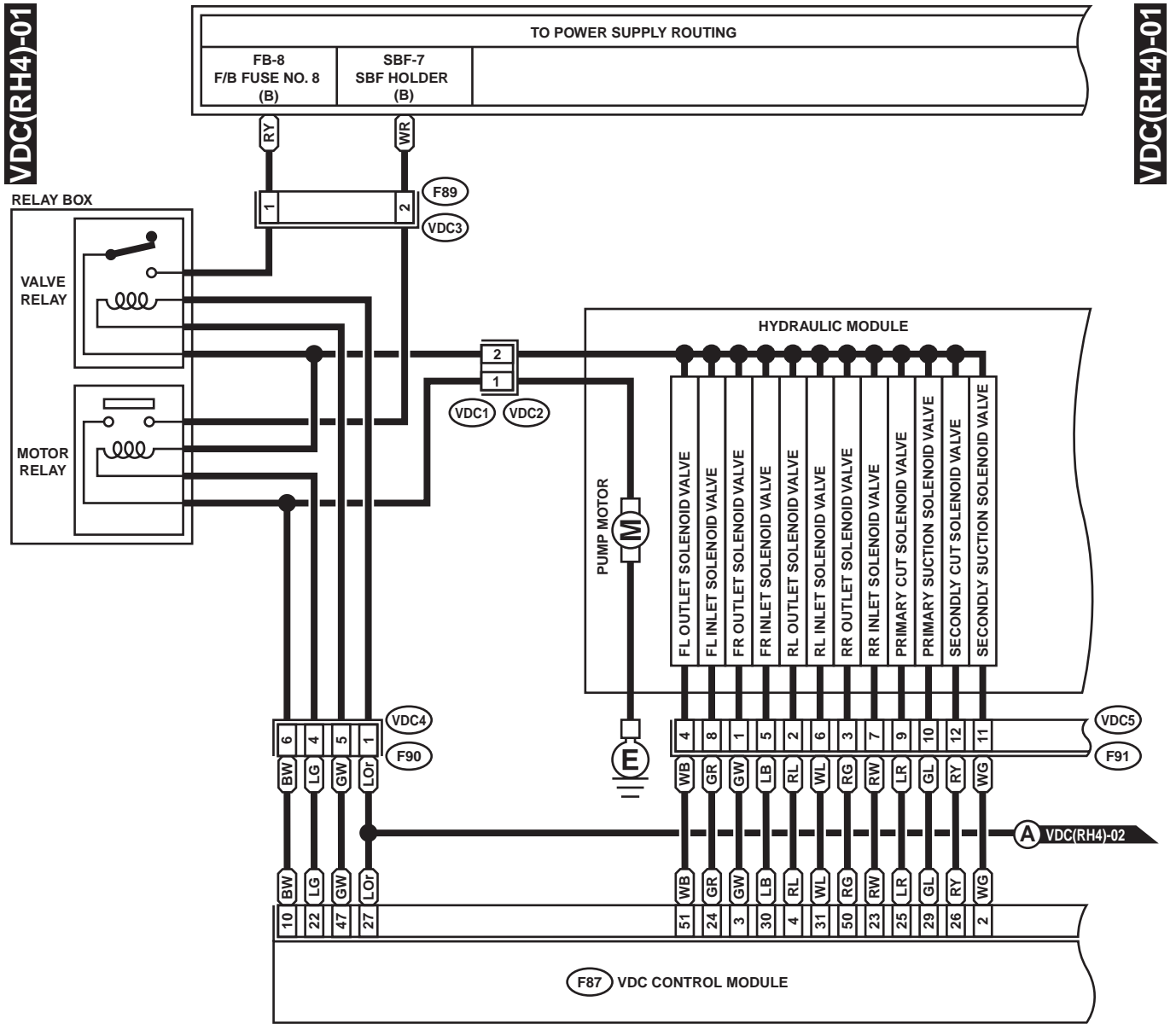
1	2	3	4	5	6	7	8	9	10	11	12	13	14	15	16	17	18	19	20	21	22	23	24	25	26	27	28
29	30	31	32	33	34	35	36	37	38	39	40	41	42	43	44	45	46	47	48	49	50	51	52	53	54	55	56
57	58	59	60	61	62	63	64	65	66	67	68	69	70	71	72	73	74	75	76	77	78	79	80	81	82	83	84

WI-01015

VEHICLE DYNAMIC CONTROL SYSTEM

WIRING SYSTEM

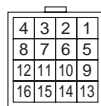
3. RHD 4-CYLINDER ENGINE MODEL



F89 (GRAY)

F90 (BLACK)

F91 (BLACK)



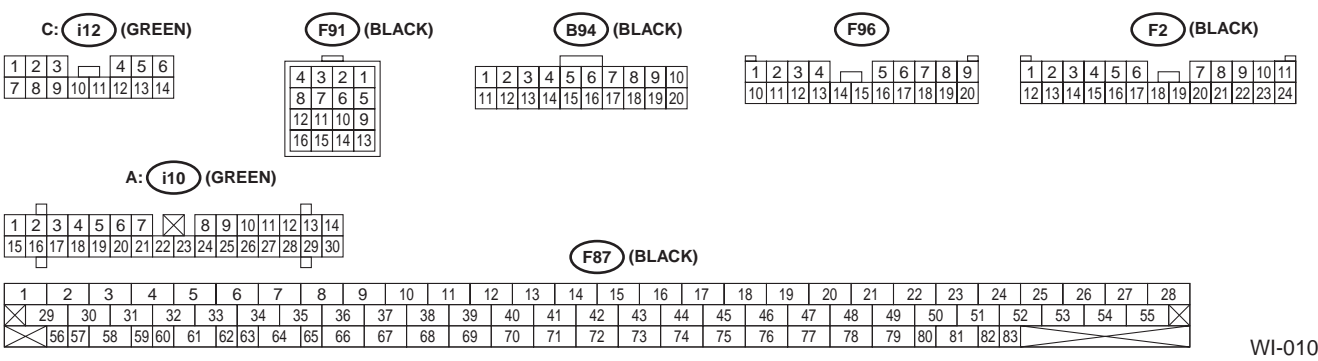
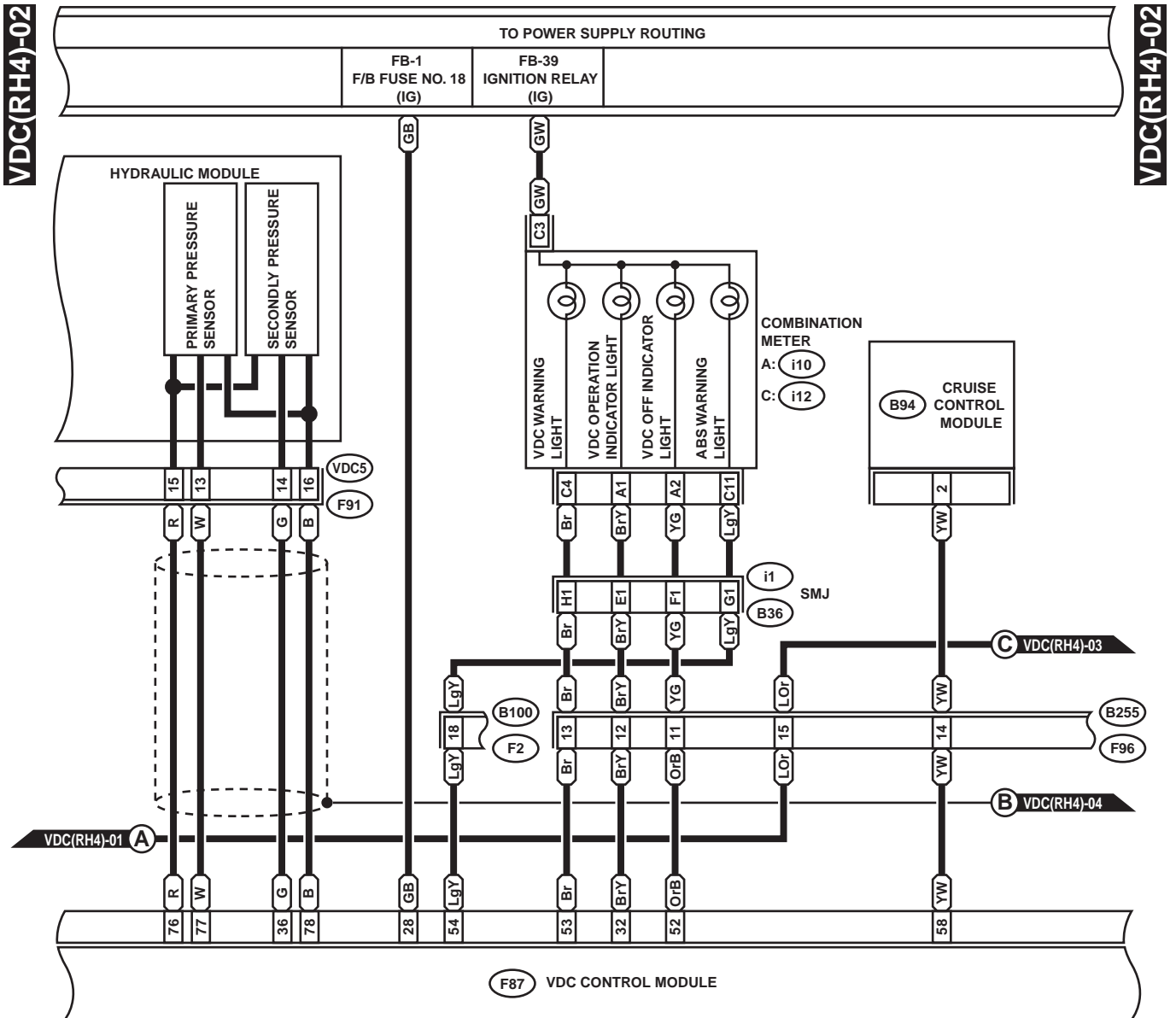
F87 (BLACK)

1	2	3	4	5	6	7	8	9	10	11	12	13	14	15	16	17	18	19	20	21	22	23	24	25	26	27	28		
⊗	29	30	31	32	33	34	35	36	37	38	39	40	41	42	43	44	45	46	47	48	49	50	51	52	53	54	55	⊗	
⊗	56	57	58	59	60	61	62	63	64	65	66	67	68	69	70	71	72	73	74	75	76	77	78	79	80	81	82	83	⊗

WI-01016

VEHICLE DYNAMIC CONTROL SYSTEM

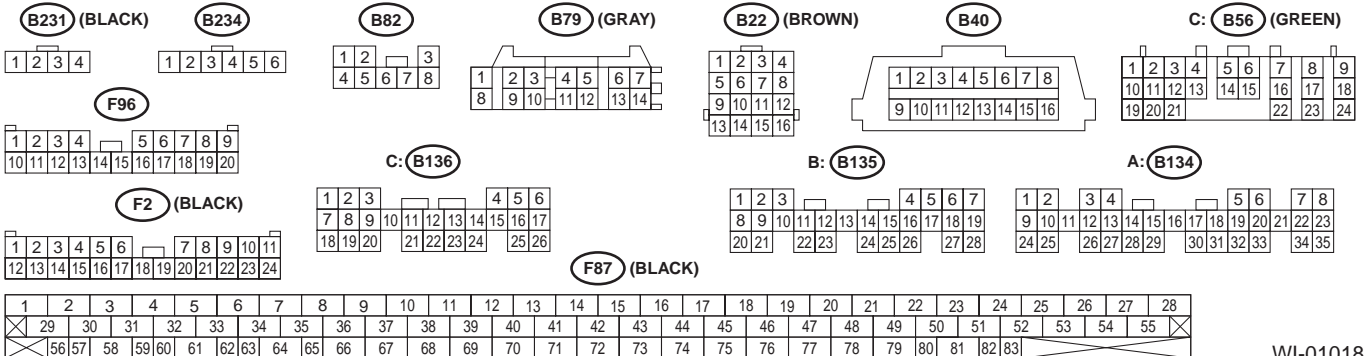
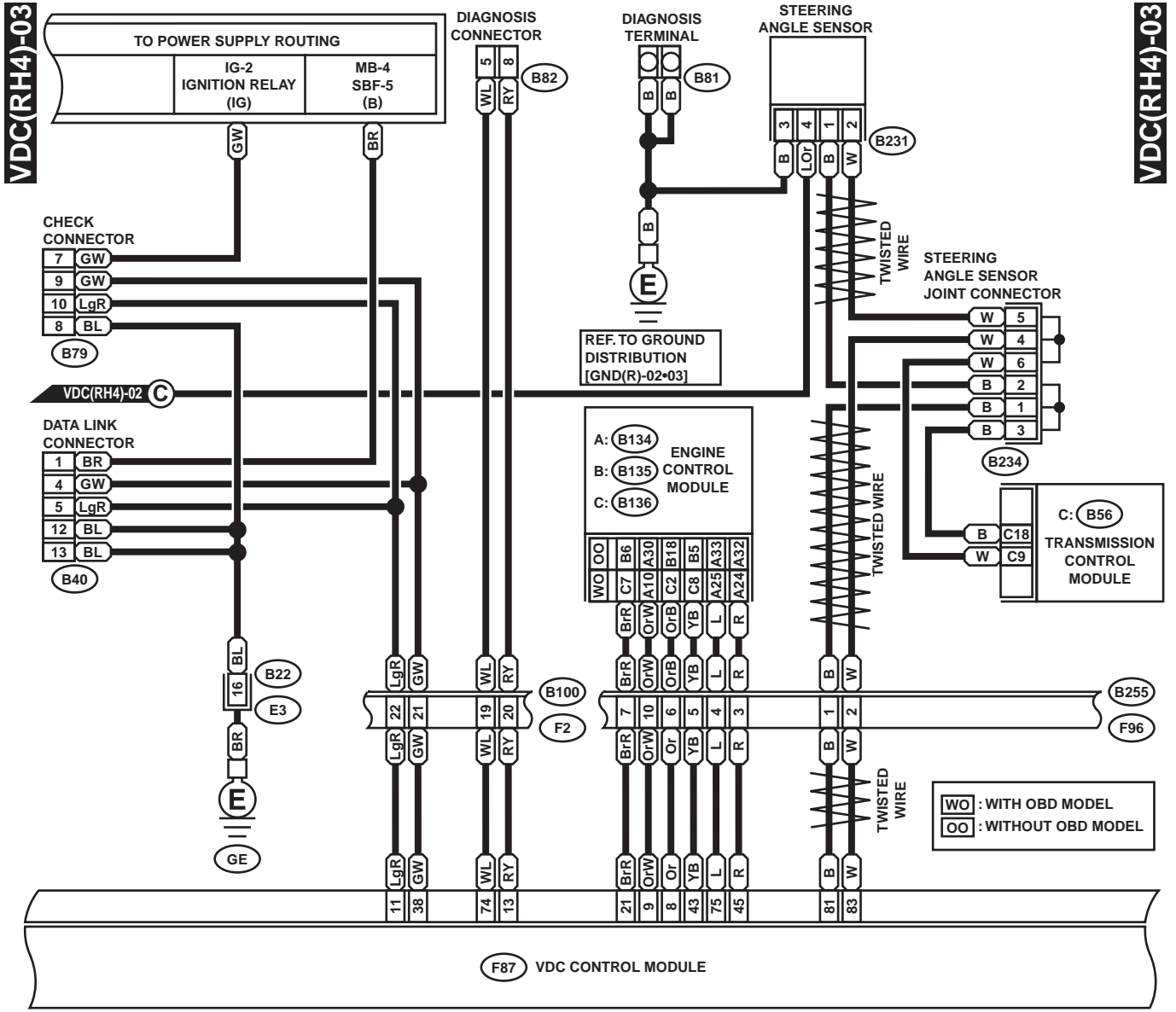
WIRING SYSTEM



WI-01017

VEHICLE DYNAMIC CONTROL SYSTEM

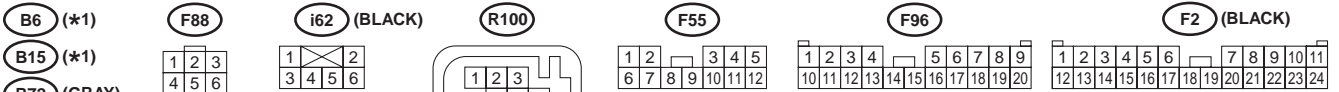
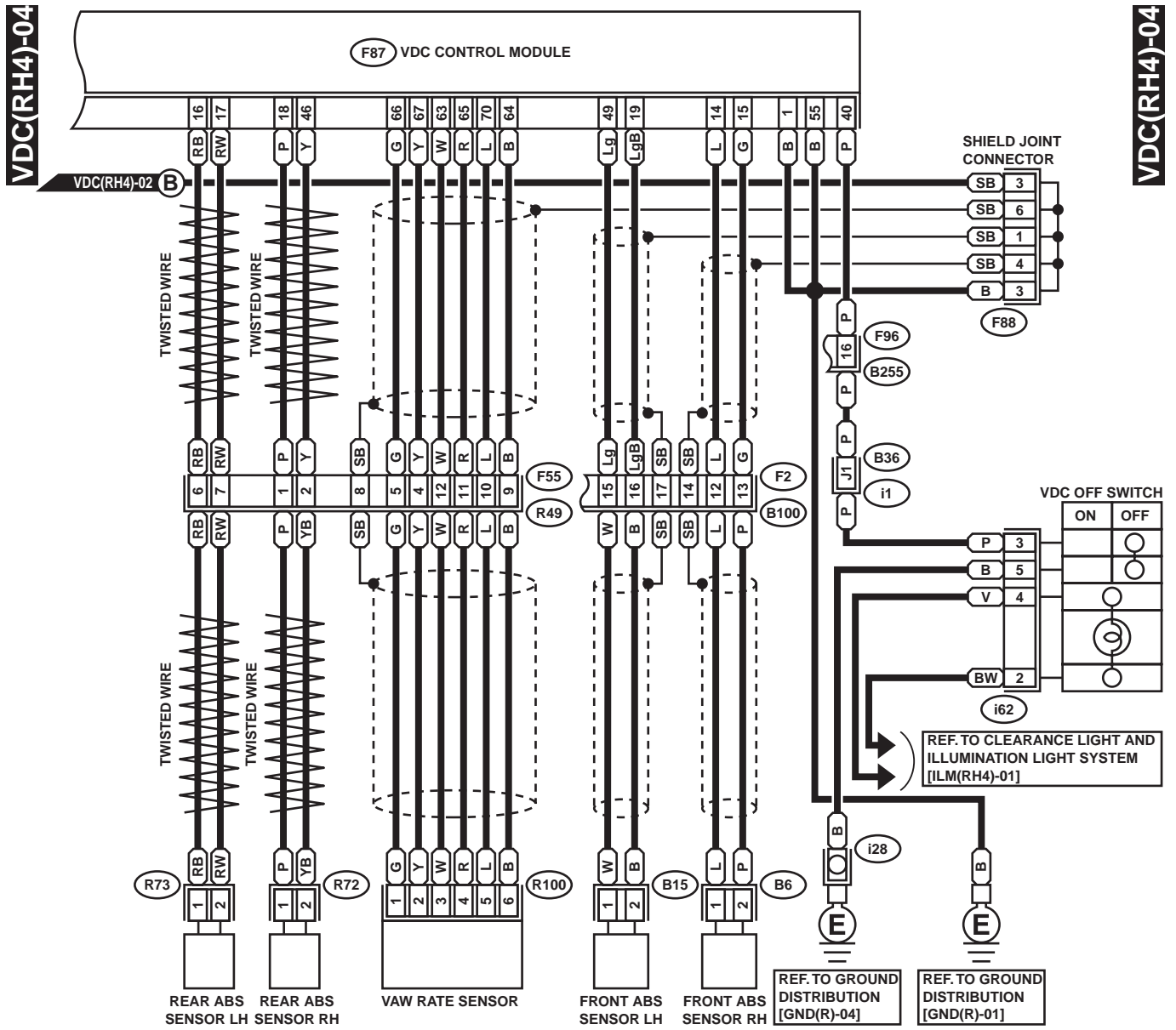
WIRING SYSTEM



WI-01018

VEHICLE DYNAMIC CONTROL SYSTEM

WIRING SYSTEM



(*1) OUTBACK : (BROWN)
OTHER MODELS : (GRAY)

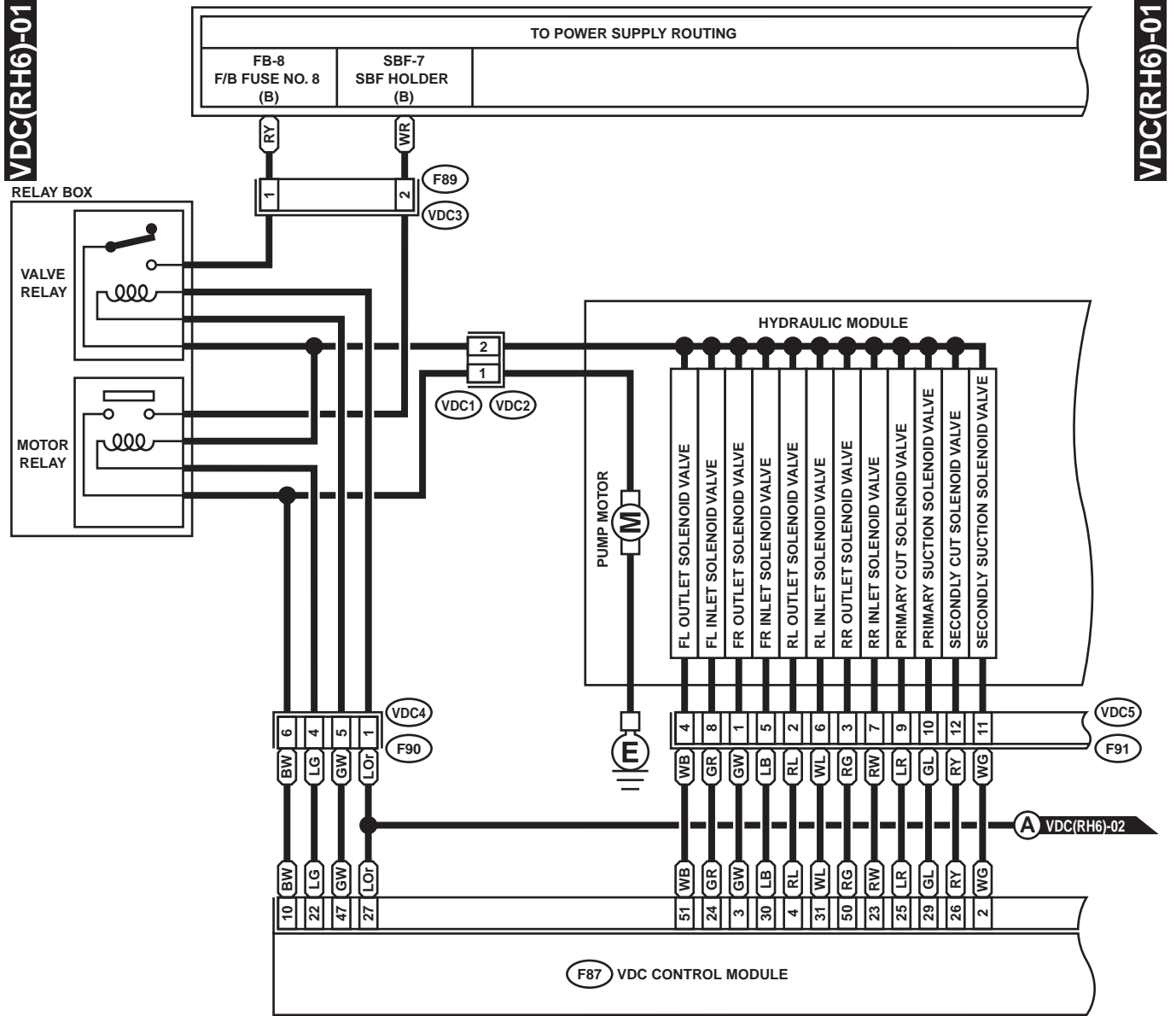
1	2	3	4	5	6	7	8	9	10	11	12	13	14	15	16	17	18	19	20	21	22	23	24	25	26	27	28
29	30	31	32	33	34	35	36	37	38	39	40	41	42	43	44	45	46	47	48	49	50	51	52	53	54	55	
56	57	58	59	60	61	62	63	64	65	66	67	68	69	70	71	72	73	74	75	76	77	78	79	80	81	82	83

WI-01019

VEHICLE DYNAMIC CONTROL SYSTEM

WIRING SYSTEM

4. RHD 6-CYLINDER ENGINE MODEL

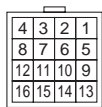


F89 (GRAY)

F90 (BLACK)

F91 (BLACK)

VDC1



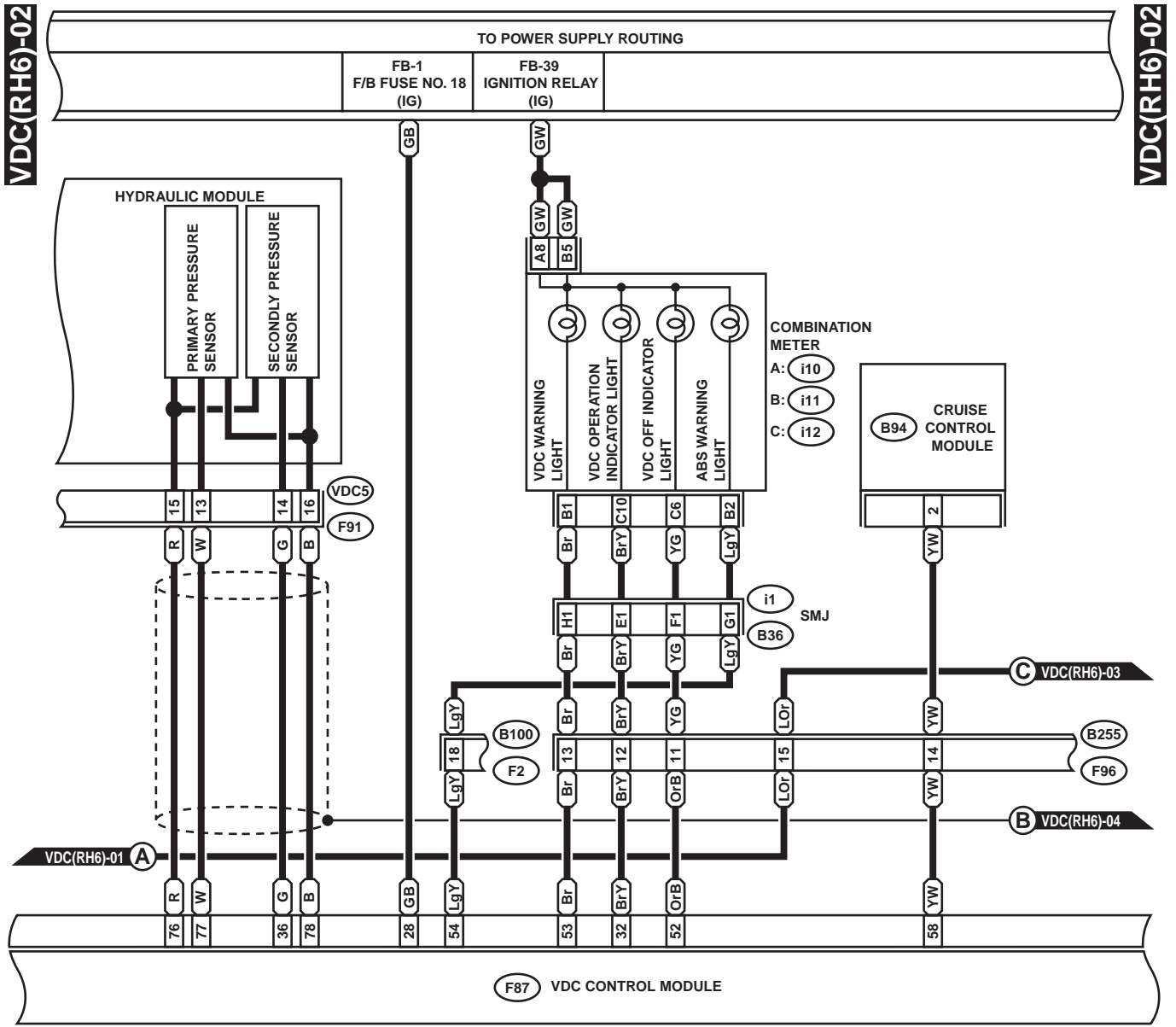
F87 (BLACK)

1	2	3	4	5	6	7	8	9	10	11	12	13	14	15	16	17	18	19	20	21	22	23	24	25	26	27	28
29	30	31	32	33	34	35	36	37	38	39	40	41	42	43	44	45	46	47	48	49	50	51	52	53	54	55	56
57	58	59	60	61	62	63	64	65	66	67	68	69	70	71	72	73	74	75	76	77	78	79	80	81	82	83	84

WI-01020

VEHICLE DYNAMIC CONTROL SYSTEM

WIRING SYSTEM

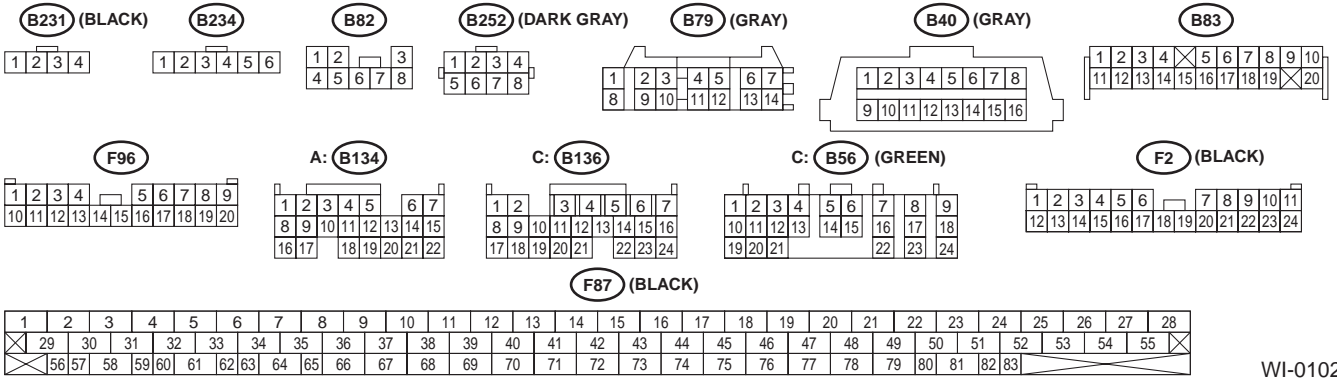
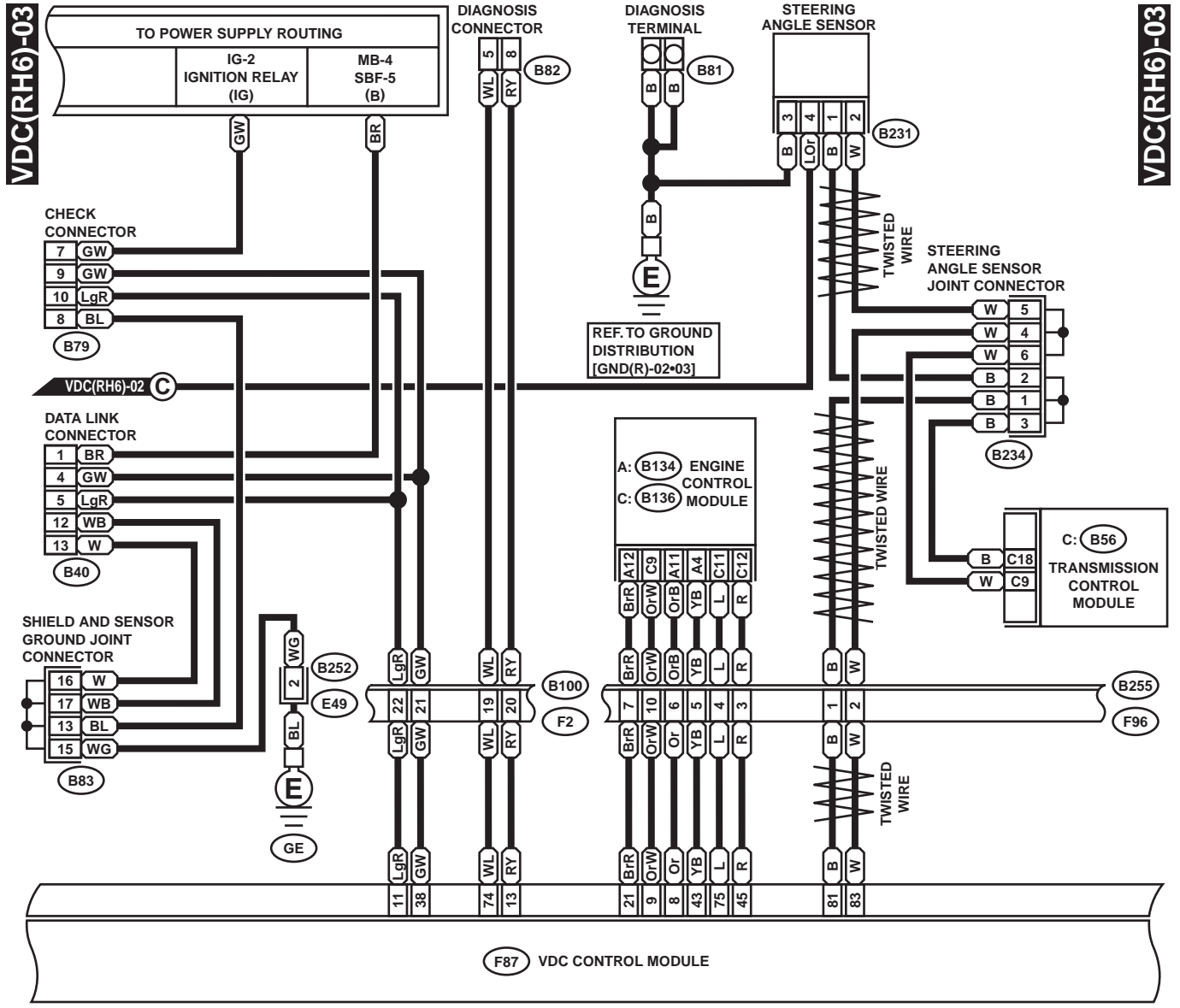


F91 (BLACK)	B: i11 (GREEN)	C: i12 (GREEN)	B94 (BLACK)	F96																																																																																																																																																																														
<table border="1"> <tr><td>4</td><td>3</td><td>2</td><td>1</td></tr> <tr><td>8</td><td>7</td><td>6</td><td>5</td></tr> <tr><td>12</td><td>11</td><td>10</td><td>9</td></tr> <tr><td>16</td><td>15</td><td>14</td><td>13</td></tr> </table>	4	3	2	1	8	7	6	5	12	11	10	9	16	15	14	13	<table border="1"> <tr><td>1</td><td>2</td><td>3</td><td>4</td><td>5</td><td>6</td><td>7</td></tr> <tr><td>8</td><td>9</td><td>10</td><td>11</td><td>12</td><td>13</td><td>14</td></tr> <tr><td>15</td><td>16</td><td></td><td></td><td></td><td></td><td></td></tr> </table>	1	2	3	4	5	6	7	8	9	10	11	12	13	14	15	16						<table border="1"> <tr><td>1</td><td>2</td><td>3</td><td>4</td><td>5</td><td>6</td><td>7</td><td>8</td></tr> <tr><td>9</td><td>10</td><td>11</td><td>12</td><td>13</td><td>14</td><td>15</td><td>16</td></tr> <tr><td>17</td><td>18</td><td></td><td></td><td></td><td></td><td></td><td></td></tr> </table>	1	2	3	4	5	6	7	8	9	10	11	12	13	14	15	16	17	18							<table border="1"> <tr><td>1</td><td>2</td><td>3</td><td>4</td><td>5</td><td>6</td><td>7</td><td>8</td><td>9</td><td>10</td></tr> <tr><td>11</td><td>12</td><td>13</td><td>14</td><td>15</td><td>16</td><td>17</td><td>18</td><td>19</td><td>20</td></tr> </table>	1	2	3	4	5	6	7	8	9	10	11	12	13	14	15	16	17	18	19	20	<table border="1"> <tr><td>1</td><td>2</td><td>3</td><td>4</td><td>5</td><td>6</td><td>7</td><td>8</td><td>9</td></tr> <tr><td>10</td><td>11</td><td>12</td><td>13</td><td>14</td><td>15</td><td>16</td><td>17</td><td>18</td></tr> <tr><td>19</td><td>20</td><td></td><td></td><td></td><td></td><td></td><td></td><td></td></tr> </table>	1	2	3	4	5	6	7	8	9	10	11	12	13	14	15	16	17	18	19	20																																																																									
4	3	2	1																																																																																																																																																																															
8	7	6	5																																																																																																																																																																															
12	11	10	9																																																																																																																																																																															
16	15	14	13																																																																																																																																																																															
1	2	3	4	5	6	7																																																																																																																																																																												
8	9	10	11	12	13	14																																																																																																																																																																												
15	16																																																																																																																																																																																	
1	2	3	4	5	6	7	8																																																																																																																																																																											
9	10	11	12	13	14	15	16																																																																																																																																																																											
17	18																																																																																																																																																																																	
1	2	3	4	5	6	7	8	9	10																																																																																																																																																																									
11	12	13	14	15	16	17	18	19	20																																																																																																																																																																									
1	2	3	4	5	6	7	8	9																																																																																																																																																																										
10	11	12	13	14	15	16	17	18																																																																																																																																																																										
19	20																																																																																																																																																																																	
F2 (BLACK)	A: i10 (GREEN)	F87 (BLACK)																																																																																																																																																																																
<table border="1"> <tr><td>1</td><td>2</td><td>3</td><td>4</td><td>5</td><td>6</td><td>7</td><td>8</td><td>9</td><td>10</td><td>11</td></tr> <tr><td>12</td><td>13</td><td>14</td><td>15</td><td>16</td><td>17</td><td>18</td><td>19</td><td>20</td><td>21</td><td>22</td></tr> <tr><td>23</td><td>24</td><td></td><td></td><td></td><td></td><td></td><td></td><td></td><td></td><td></td></tr> </table>	1	2	3	4	5	6	7	8	9	10	11	12	13	14	15	16	17	18	19	20	21	22	23	24										<table border="1"> <tr><td>1</td><td>2</td><td>3</td><td>4</td><td>5</td><td>6</td><td>7</td><td>8</td><td>9</td><td>10</td><td>11</td><td>12</td><td>13</td><td>14</td></tr> <tr><td>15</td><td>16</td><td>17</td><td>18</td><td>19</td><td>20</td><td>21</td><td>22</td><td>23</td><td>24</td><td>25</td><td>26</td><td>27</td><td>28</td></tr> <tr><td>29</td><td>30</td><td></td><td></td><td></td><td></td><td></td><td></td><td></td><td></td><td></td><td></td><td></td><td></td></tr> </table>	1	2	3	4	5	6	7	8	9	10	11	12	13	14	15	16	17	18	19	20	21	22	23	24	25	26	27	28	29	30													<table border="1"> <tr><td>1</td><td>2</td><td>3</td><td>4</td><td>5</td><td>6</td><td>7</td><td>8</td><td>9</td><td>10</td><td>11</td><td>12</td><td>13</td><td>14</td><td>15</td><td>16</td><td>17</td><td>18</td><td>19</td><td>20</td></tr> <tr><td>21</td><td>22</td><td>23</td><td>24</td><td>25</td><td>26</td><td>27</td><td>28</td><td>29</td><td>30</td><td>31</td><td>32</td><td>33</td><td>34</td><td>35</td><td>36</td><td>37</td><td>38</td><td>39</td><td>40</td></tr> <tr><td>41</td><td>42</td><td>43</td><td>44</td><td>45</td><td>46</td><td>47</td><td>48</td><td>49</td><td>50</td><td>51</td><td>52</td><td>53</td><td>54</td><td>55</td><td>56</td><td>57</td><td>58</td><td>59</td><td>60</td></tr> <tr><td>61</td><td>62</td><td>63</td><td>64</td><td>65</td><td>66</td><td>67</td><td>68</td><td>69</td><td>70</td><td>71</td><td>72</td><td>73</td><td>74</td><td>75</td><td>76</td><td>77</td><td>78</td><td>79</td><td>80</td></tr> <tr><td>81</td><td>82</td><td>83</td><td></td><td></td><td></td><td></td><td></td><td></td><td></td><td></td><td></td><td></td><td></td><td></td><td></td><td></td><td></td><td></td><td></td></tr> </table>	1	2	3	4	5	6	7	8	9	10	11	12	13	14	15	16	17	18	19	20	21	22	23	24	25	26	27	28	29	30	31	32	33	34	35	36	37	38	39	40	41	42	43	44	45	46	47	48	49	50	51	52	53	54	55	56	57	58	59	60	61	62	63	64	65	66	67	68	69	70	71	72	73	74	75	76	77	78	79	80	81	82	83																		
1	2	3	4	5	6	7	8	9	10	11																																																																																																																																																																								
12	13	14	15	16	17	18	19	20	21	22																																																																																																																																																																								
23	24																																																																																																																																																																																	
1	2	3	4	5	6	7	8	9	10	11	12	13	14																																																																																																																																																																					
15	16	17	18	19	20	21	22	23	24	25	26	27	28																																																																																																																																																																					
29	30																																																																																																																																																																																	
1	2	3	4	5	6	7	8	9	10	11	12	13	14	15	16	17	18	19	20																																																																																																																																																															
21	22	23	24	25	26	27	28	29	30	31	32	33	34	35	36	37	38	39	40																																																																																																																																																															
41	42	43	44	45	46	47	48	49	50	51	52	53	54	55	56	57	58	59	60																																																																																																																																																															
61	62	63	64	65	66	67	68	69	70	71	72	73	74	75	76	77	78	79	80																																																																																																																																																															
81	82	83																																																																																																																																																																																

WI-01021

VEHICLE DYNAMIC CONTROL SYSTEM

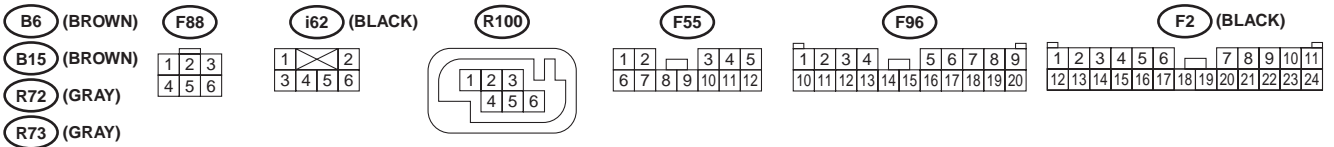
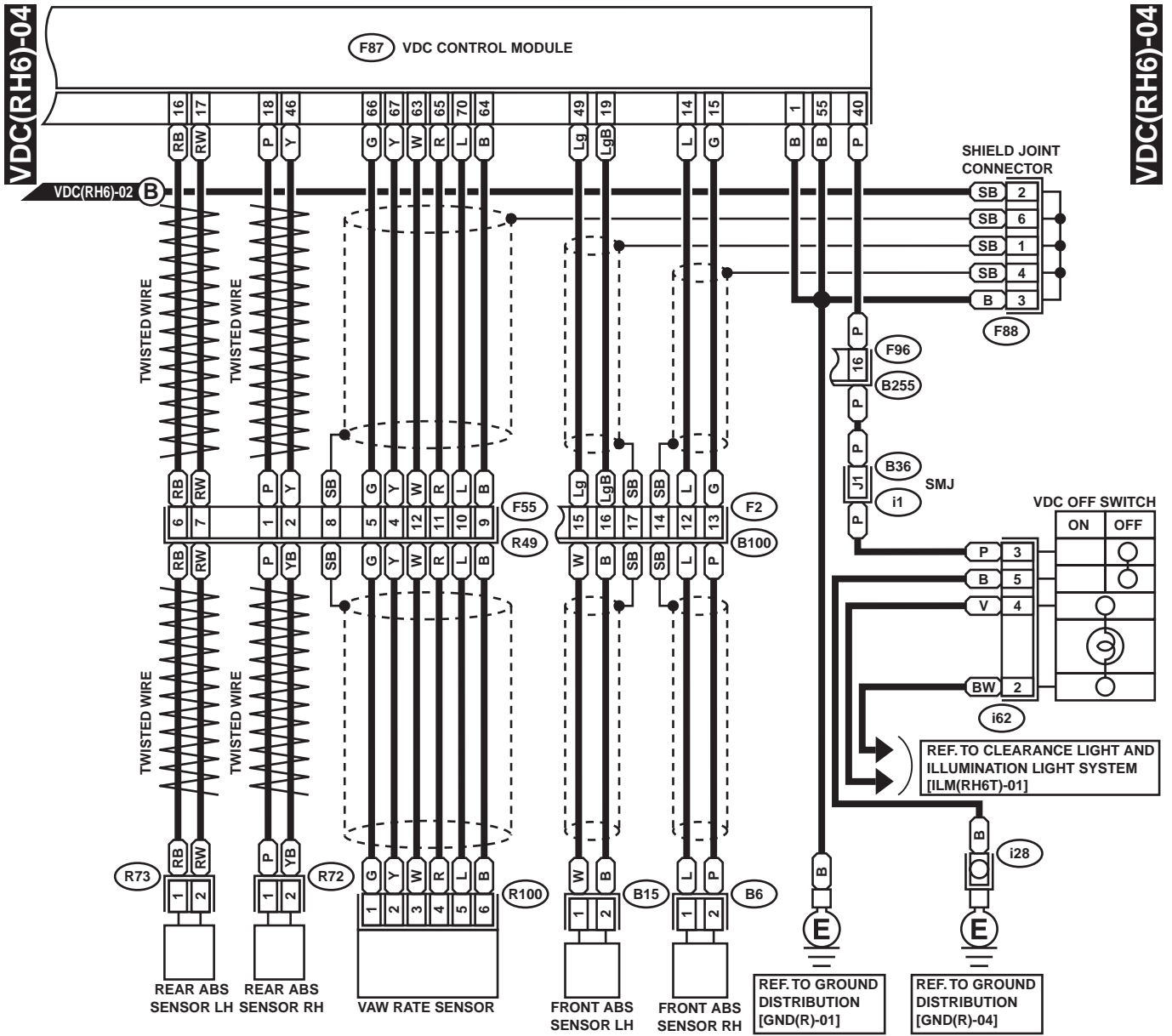
WIRING SYSTEM



WI-01022

VEHICLE DYNAMIC CONTROL SYSTEM

WIRING SYSTEM



(F87) (BLACK)

1	2	3	4	5	6	7	8	9	10	11	12	13	14	15	16	17	18	19	20	21	22	23	24	25	26	27	28		
⊗	29	30	31	32	33	34	35	36	37	38	39	40	41	42	43	44	45	46	47	48	49	50	51	52	53	54	55	⊗	
⊗	56	57	58	59	60	61	62	63	64	65	66	67	68	69	70	71	72	73	74	75	76	77	78	79	80	81	82	83	⊗

WI-01023

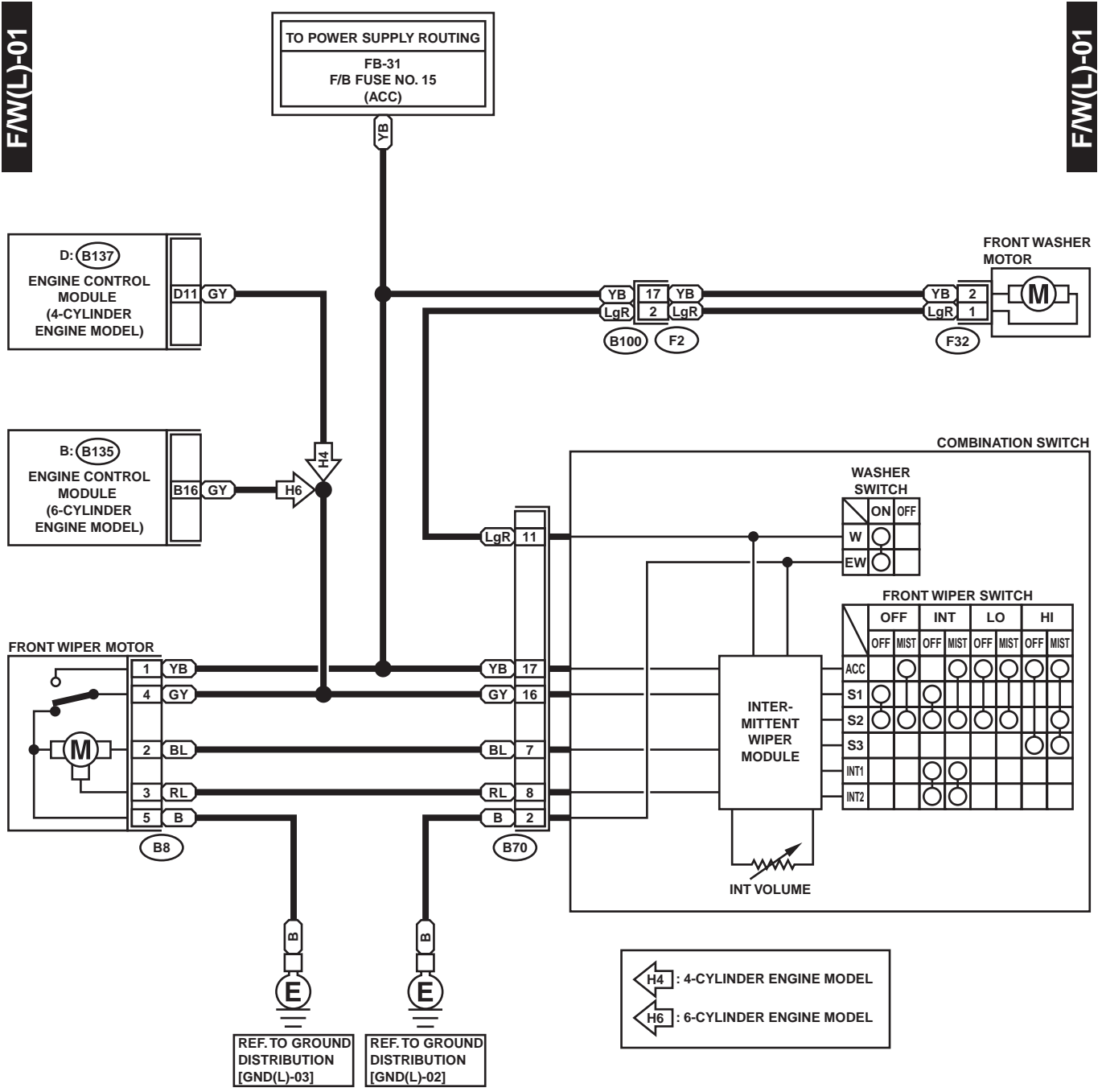
WIPER AND WASHER SYSTEM (FRONT)

WIRING SYSTEM

46. Wiper and Washer System (Front)

A: SCHEMATIC

1. LHD MODEL



F32 (GREEN)

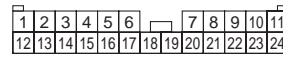
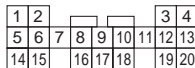
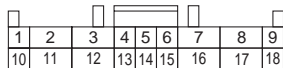
B8 (GRAY)

B70

D: B137

F2 (BLACK)

B: B135

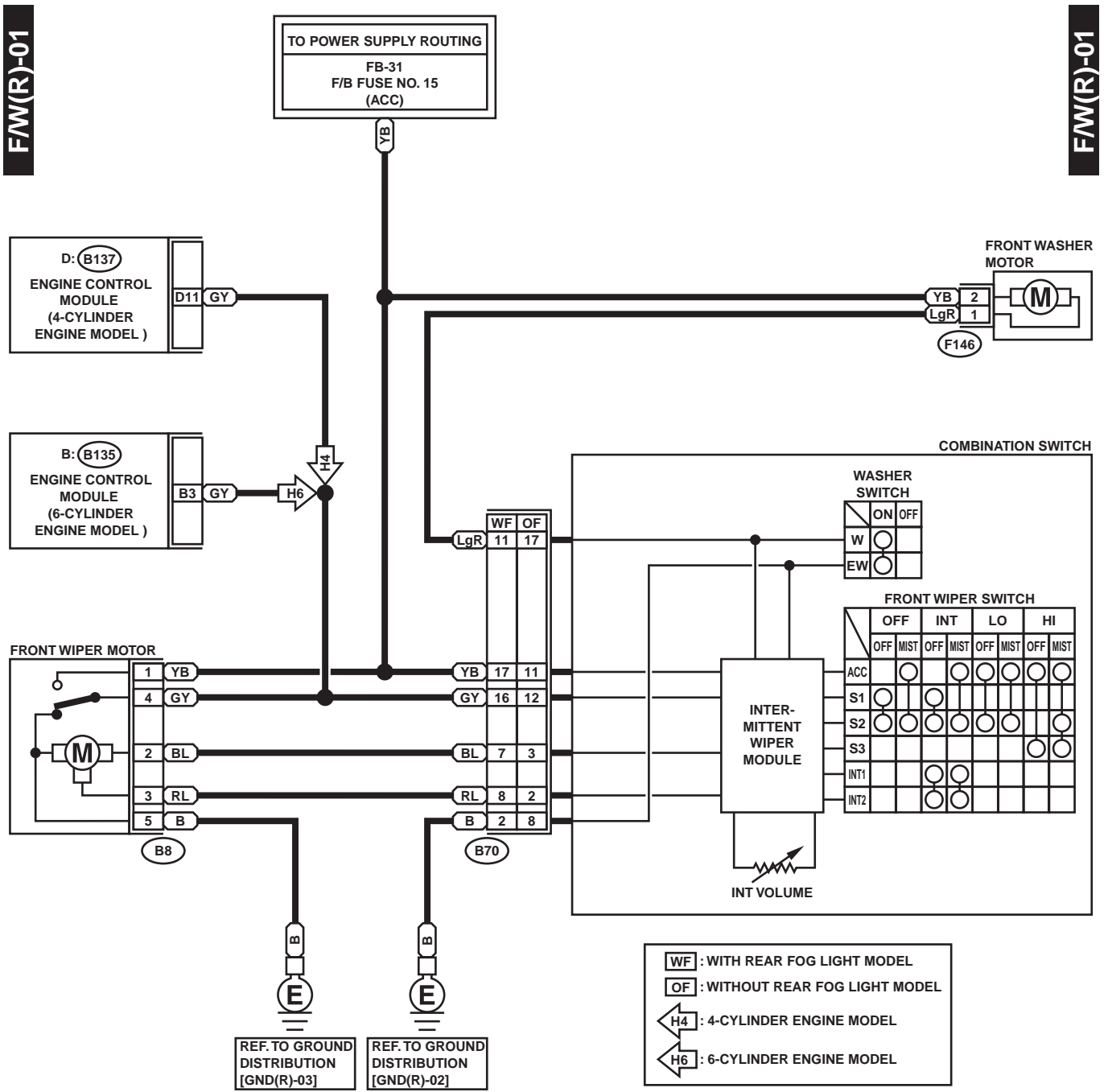


WI-01073

WIPER AND WASHER SYSTEM (FRONT)

WIRING SYSTEM

2. RHD MODEL



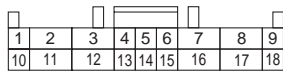
(B146) (GREEN)



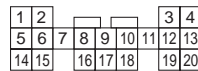
(B8)



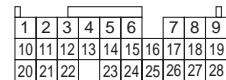
(B70)



D: (B137)



B: (B135)



WI-01074

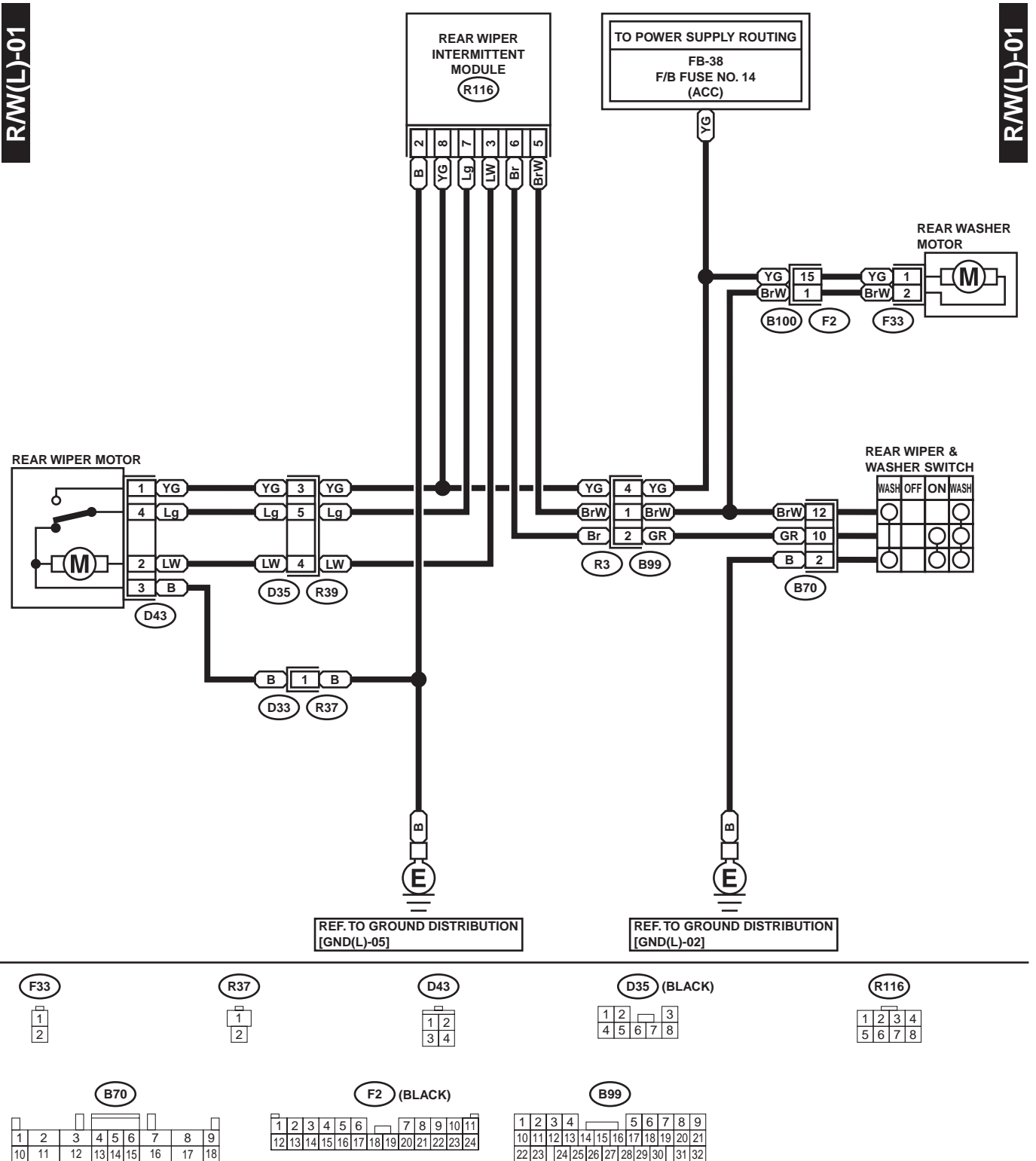
WIPER AND WASHER SYSTEM (REAR)

WIRING SYSTEM

47. Wiper and Washer System (Rear)

A: SCHEMATIC

1. LHD MODEL



WI-01075

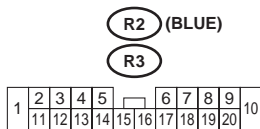
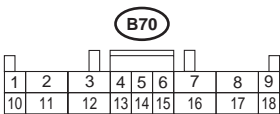
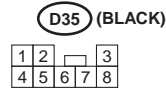
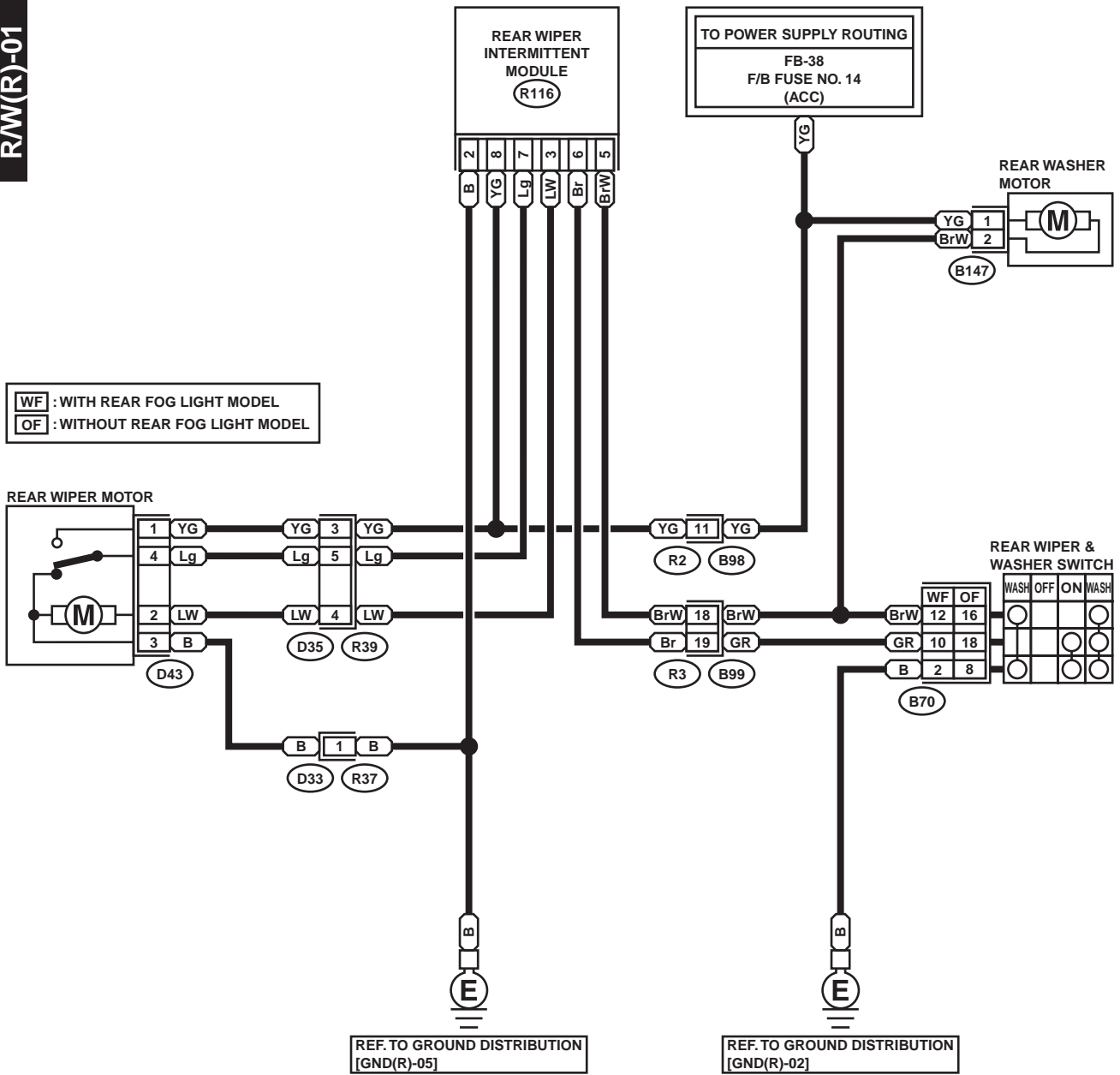
WIPER AND WASHER SYSTEM (REAR)

WIRING SYSTEM

2. RHD MODEL

R/W(R)-01

R/W(R)-01



WI-01076

WIPER DEICER SYSTEM

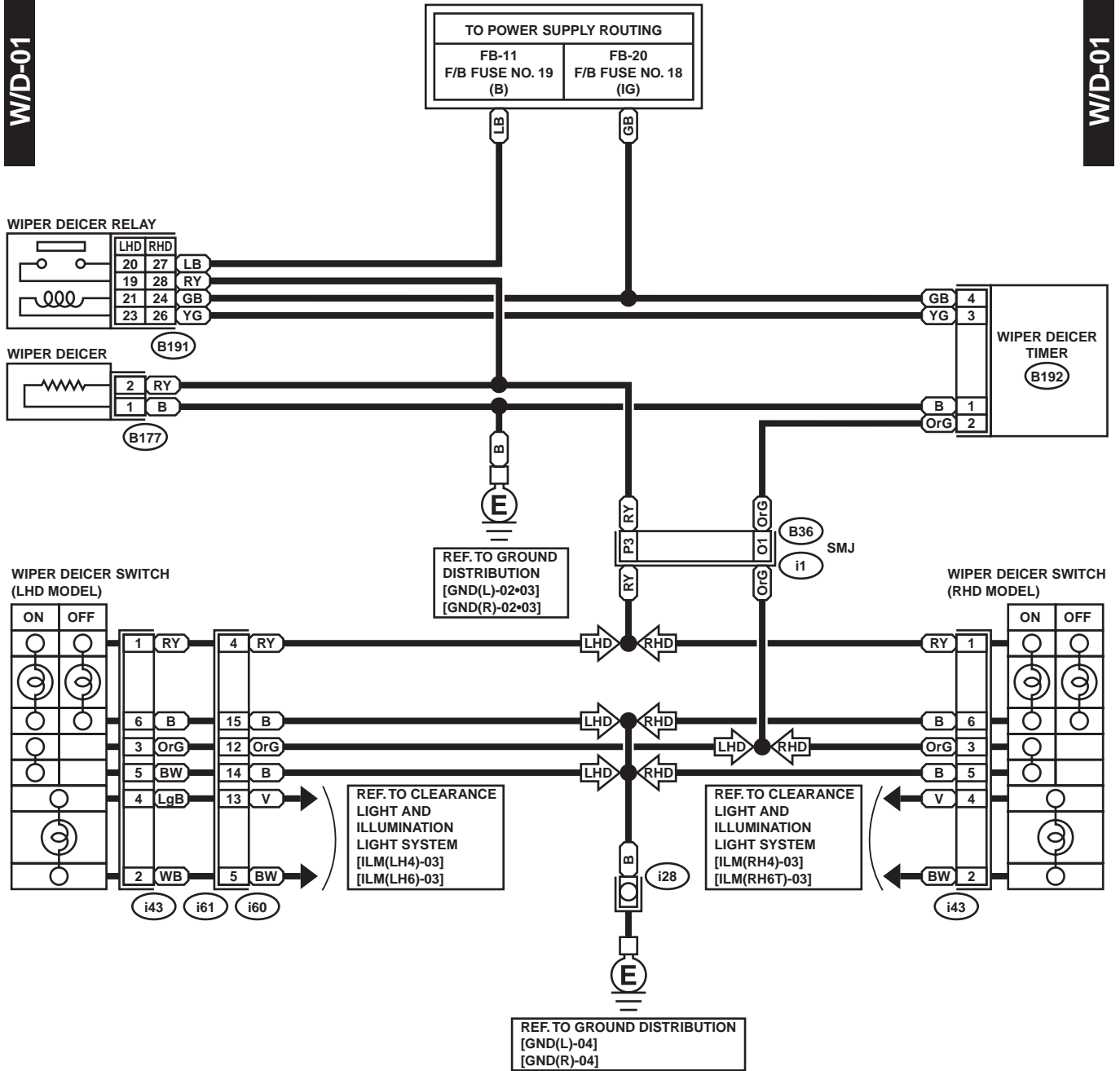
WIRING SYSTEM

48.Wiper Deicer System

A: SCHEMATIC

W/D-01

W/D-01



WI-01077

MEMO:

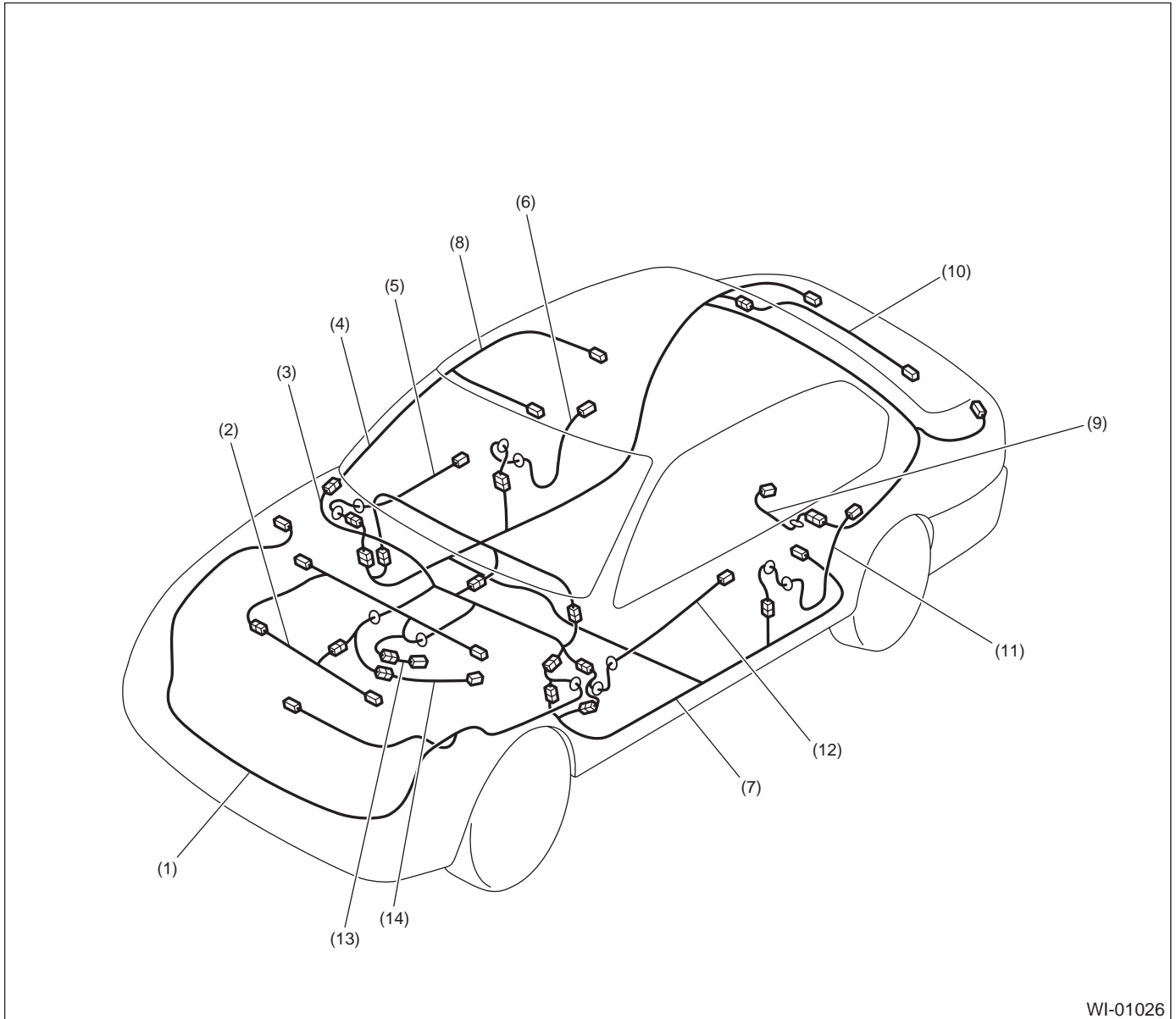
HARNESS COMPONENTS LOCATION

WIRING SYSTEM

49. Harness components location

A: LOCATION

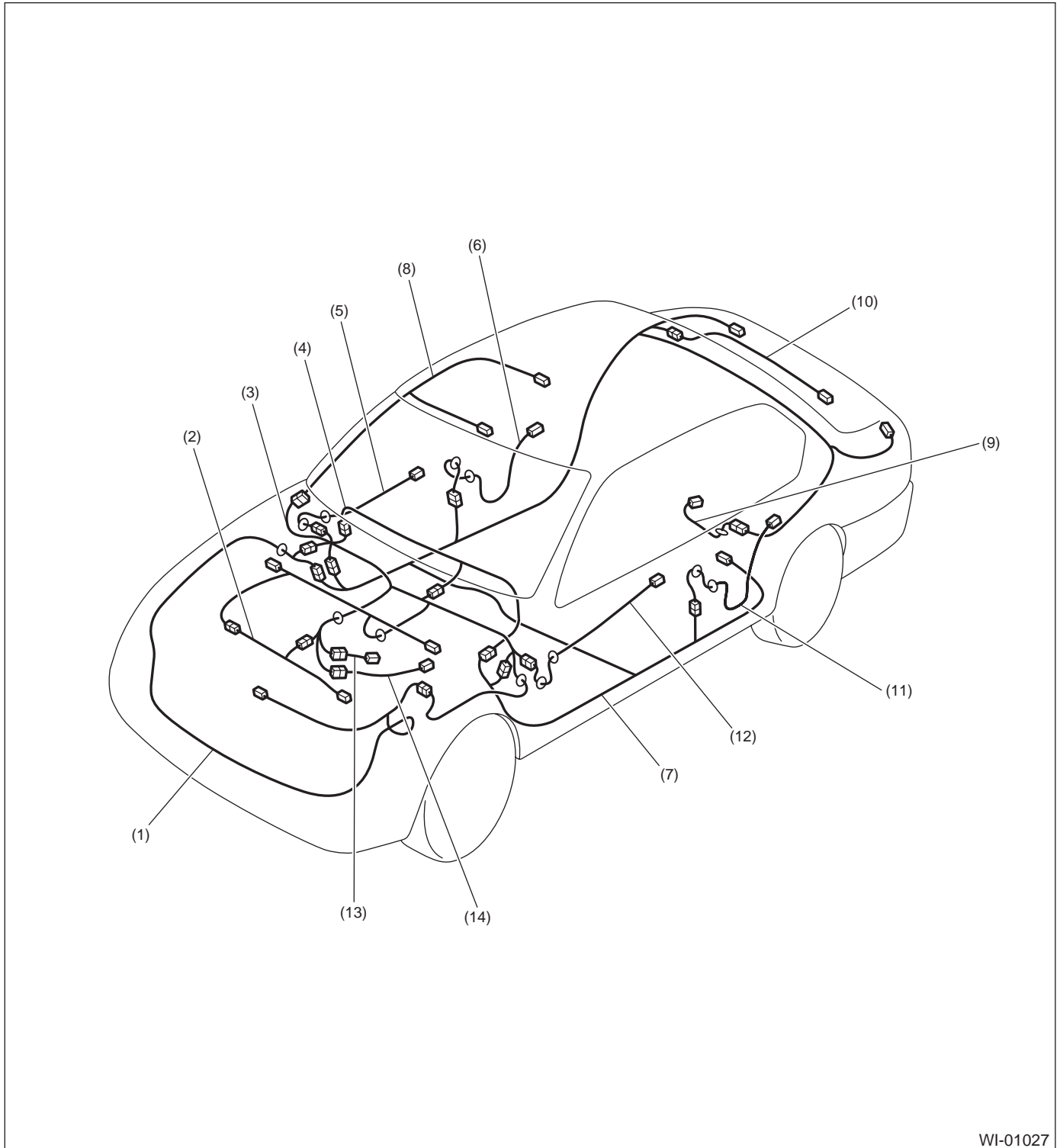
1. LHD SEDAN MODEL



WI-01026

- | | | |
|-------------------------------------|-------------------------|------------------------------|
| (1) Front wiring harness | (6) Rear door cord RH | (11) Rear door cord LH |
| (2) Engine wiring harness | (7) Rear wiring harness | (12) Front door cord LH |
| (3) Bulkhead wiring harness | (8) Roof cord | (13) Transmission cord |
| (4) Instrument panel wiring harness | (9) Fuel tank cord | (14) Rear oxygen sensor cord |
| (5) Front door cord RH | (10) Trunk lid cord | |

2. RHD SEDAN MODEL



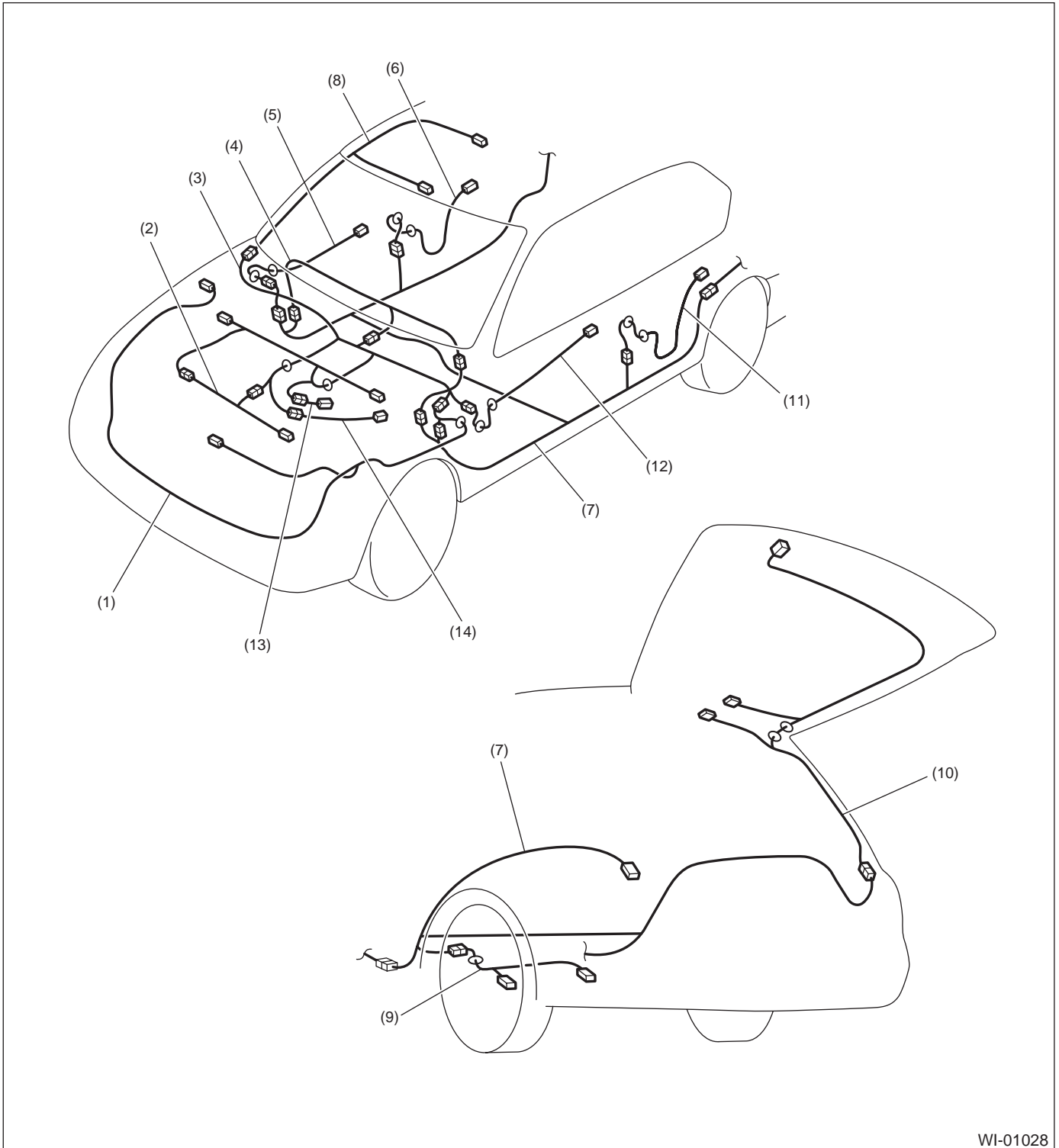
WI-01027

- | | | |
|-------------------------------------|-------------------------|------------------------------|
| (1) Front wiring harness | (6) Rear door cord RH | (11) Rear door cord LH |
| (2) Engine wiring harness | (7) Rear wiring harness | (12) Front door cord LH |
| (3) Bulkhead wiring harness | (8) Roof cord | (13) Transmission cord |
| (4) Instrument panel wiring harness | (9) Fuel tank cord | (14) Rear oxygen sensor cord |
| (5) Front door cord RH | (10) Trunk lid cord | |

HARNESS COMPONENTS LOCATION

WIRING SYSTEM

3. LHD WAGON MODEL



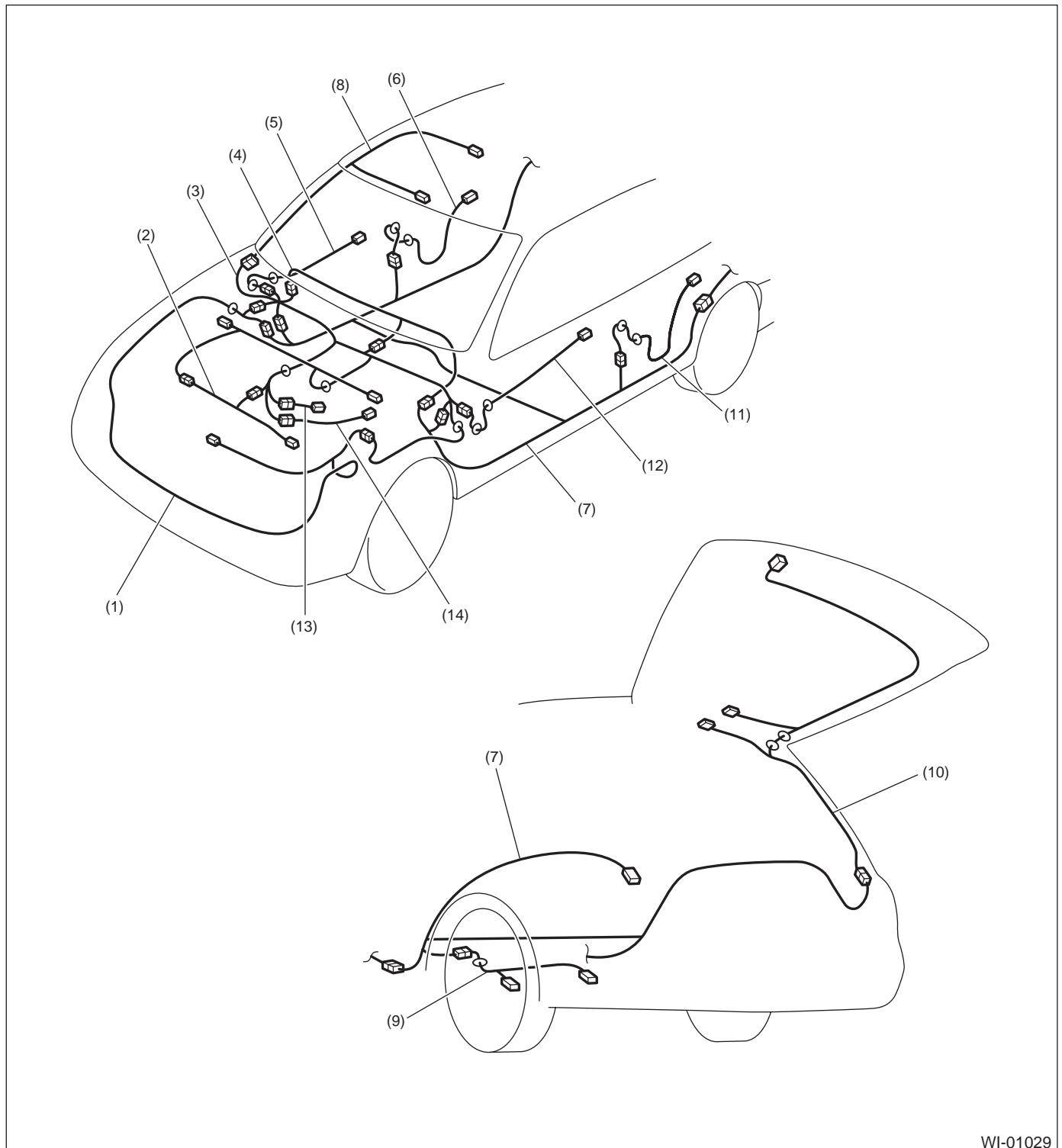
WI-01028

- | | | |
|-------------------------------------|-------------------------|------------------------------|
| (1) Front wiring harness | (6) Rear door cord RH | (11) Rear door cord LH |
| (2) Engine wiring harness | (7) Rear wiring harness | (12) Front door cord LH |
| (3) Bulkhead wiring harness | (8) Roof cord | (13) Transmission cord |
| (4) Instrument panel wiring harness | (9) Fuel tank cord | (14) Rear oxygen sensor cord |
| (5) Front door cord RH | (10) Rear gate cord | |

HARNESS COMPONENTS LOCATION

WIRING SYSTEM

4. RHD WAGON MODEL



WI-01029

- | | | |
|-------------------------------------|-------------------------|------------------------------|
| (1) Front wiring harness | (6) Rear door cord RH | (11) Rear door cord LH |
| (2) Engine wiring harness | (7) Rear wiring harness | (12) Front door cord LH |
| (3) Bulkhead wiring harness | (8) Roof cord | (13) Transmission cord |
| (4) Instrument panel wiring harness | (9) Fuel tank cord | (14) Rear oxygen sensor cord |
| (5) Front door cord RH | (10) Rear gate cord | |

FRONT WIRING HARNESS

WIRING SYSTEM

50. Front Wiring Harness

A: LOCATION

1. LHD MODEL

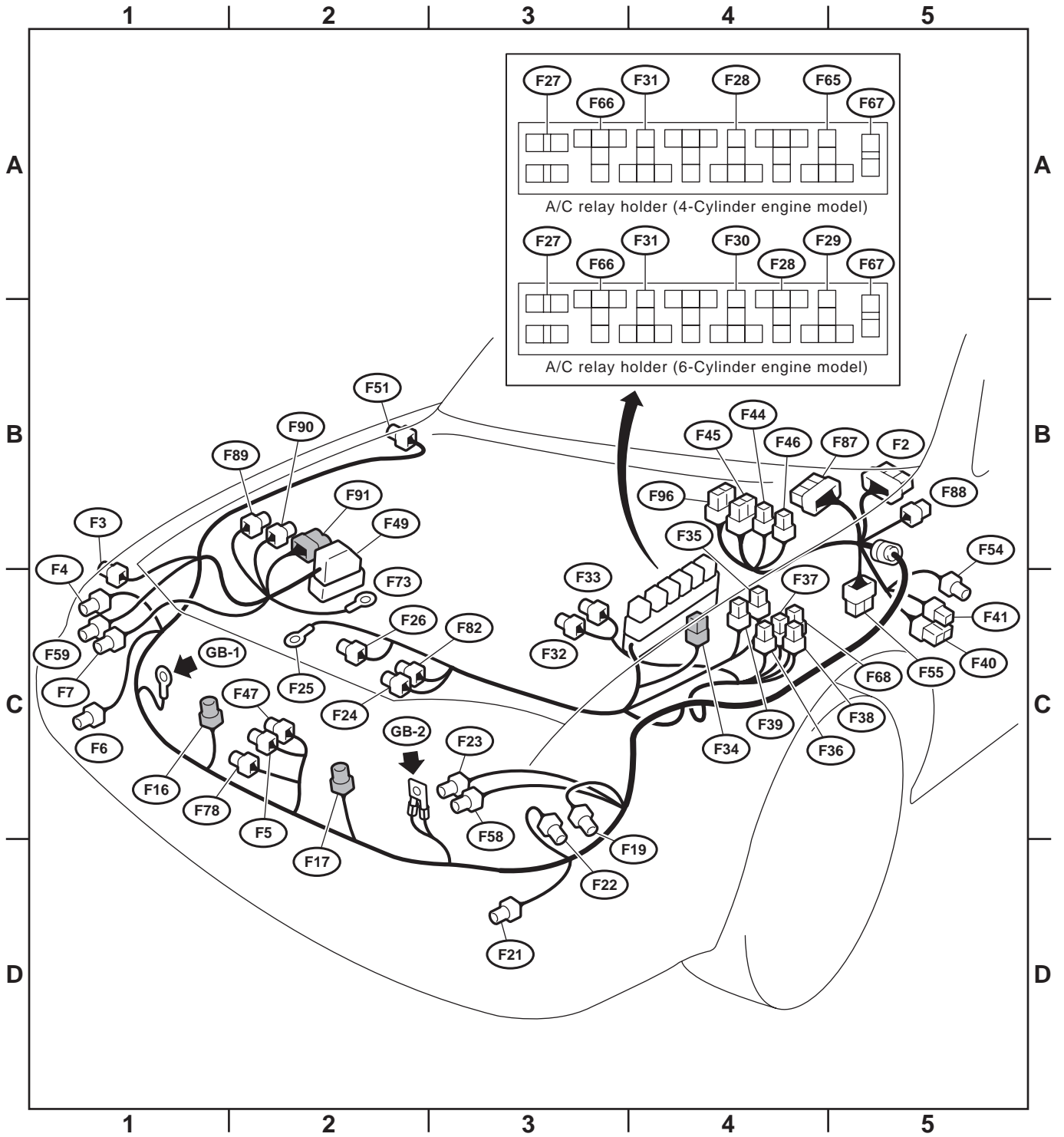
Connector				Connecting to	
No.	Pole	Color	Area	No.	Name
F2	24	Black	B-4	B100	Bulkhead wiring harness
F3	2	★	B-1		Front turn signal light RH
F4	3	★	B-1		Front clearance light RH
F5	1	Black	C-1		Horn
F6	2	★	C-1		Front fog light RH
F7	3	Gray	C-1		Headlight RH
F16	2	Black	C-1		Sub fan motor (4-cylinder engine model)
	4	Gray	C-1		Sub fan motor (6-cylinder engine model)
F17	2	Black	C-2		Radiator main fan motor (4-cylinder engine model)
	4	Gray	C-2		Radiator main fan motor (6-cylinder engine model)
F19	2	★	C-3		Front turn signal light LH
F21	2	★	D-3		Front fog light LH
F22	3	★	C-3		Front clearance light LH
F23	3	Gray	C-2		Headlight LH
F24	1	Black	C-2		A/C magnet clutch (4-cylinder engine model)
F25	1	★	C-2		Generator
F26	3	Green	C-2		
F27	4	★	A-3		A/C fuse (Relay holder)
F28	5	★	A-3		A/C sub fan relay (Relay holder-4 cylinder engine model)
	5	★	A-4		A/C sub fan relay-1 (Relay holder-6 cylinder engine model)
F29	5	★	A-4		A/C sub fan relay-2 (Relay holder-6 cylinder engine model)
F30	5	★	A-3		Radiator main fan relay-2 (Relay holder-6 cylinder engine model)
F31	5	★	A-3		A/C relay (Relay holder)
F32	2	Green	C-3		Front washer motor
F33	2	★	B-3		Rear washer motor
F34	4	★	C-3		SBF holder

Connector				Connecting to	
No.	Pole	Color	Area	No.	Name
F35	2	Black	B-4		Main fuse box (M/B)
F36	3	★	C-4		
F37	6	Black	C-4		
F38	1	★	C-4		
F39	8	Black	B-3		Fuse & relay box (F/B)
F40	9	Brown	C-4		
F41	7	Gray	B-4		
F44	8	★	B-4	B61	Bulkhead wiring harness
F45	16	★	B-3	B62	Bulkhead wiring harness
F46	4	★	B-4	B108	Bulkhead wiring harness
F47	1	Black	C-2		Horn
F49	31	★	B-2		ABS control module
F51	2	Black	B-2		Side turn signal light RH
F54	2	Black	B-4		Side turn signal light LH
F55	8	★	B-4	R49	Rear wiring harness (without VDC model)
	12	★			Rear wiring harness (with VDC model)
F58	3	★	D-2		Headlight leveler LH
F59	3	★	C-1		Headlight leveler RH
F65	5	★	A-4		Front fog light relay (Relay holder)
F66	5	★	A-3		Radiator main fan relay (Relay holder-4-cylinder engine model)
	5	★	A-3		Radiator main fan relay-1 (Relay holder-6-cylinder engine model)
F67	2	★	A-4		FWD switch (Relay holder-without VDC model)
F68	4	Black	C-4		Main fuse box (M/B)
F73	1	★	B-2		ABS motor ground
F78	2	Black	C-1		Ambient sensor
F82	3	Black	C-2		A/C magnet clutch (6-cylinder engine model)
F87	83	★	B-4		VDC module
F88	6	★	B-4		Shield joint connector (VDC)
F89	2	Gray	B-1		Hydraulic module (VDC)
F90	6	Black	B-2		
F91	16	★	B-2		Hydraulic module (VDC)
F96	14	★	B-4	B255	Bulkhead wiring harness

★: Non-colored

FRONT WIRING HARNESS

WIRING SYSTEM



WI-01030

FRONT WIRING HARNESS

WIRING SYSTEM

2. RHD MODEL

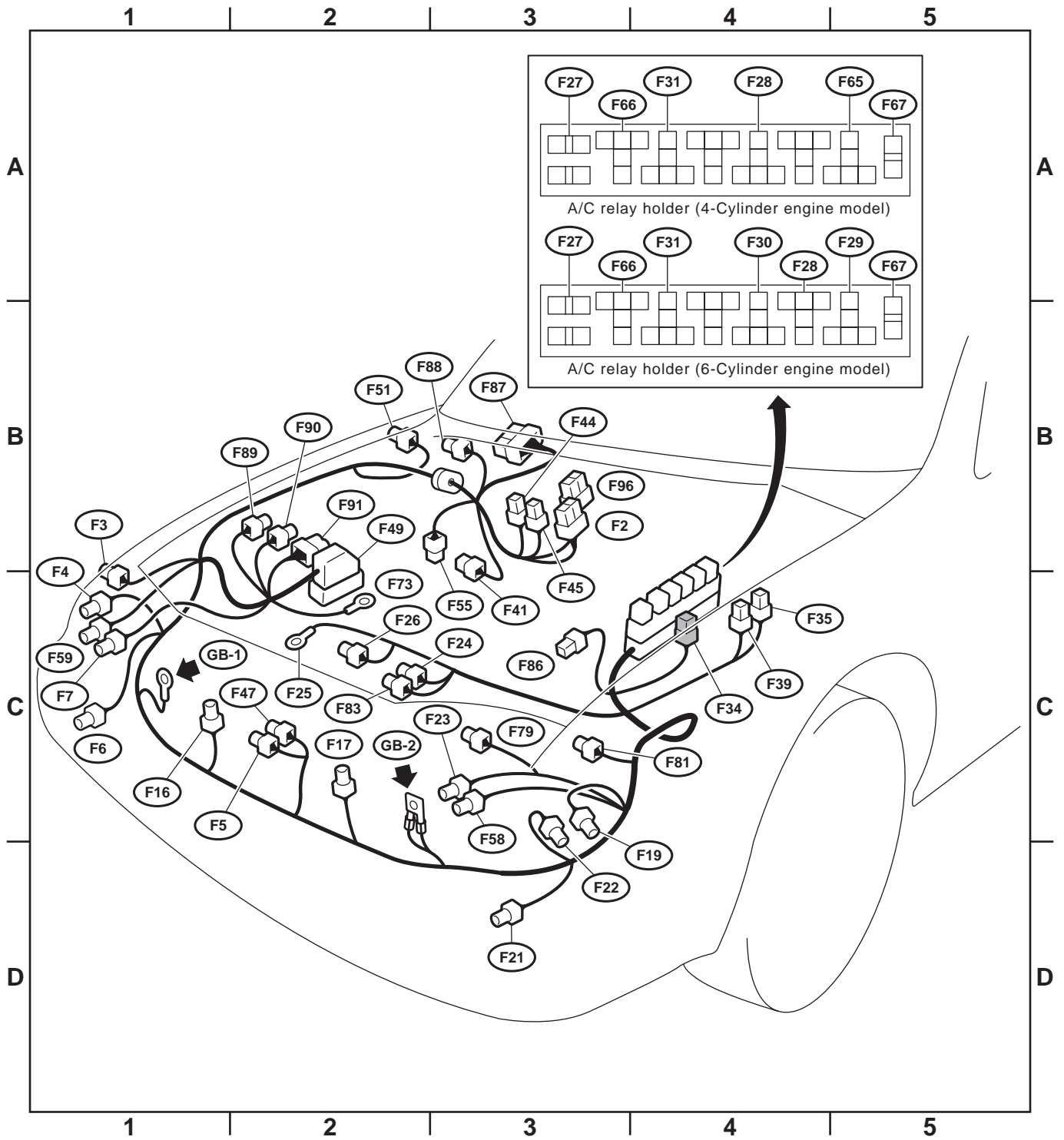
Connector				Connecting to	
No.	Pole	Color	Area	No.	Name
F2	24	Black	B-3	B100	Bulkhead wiring harness
F3	2	★	B-1		Front turn signal light RH
F4	3	Gray	B-1		Front clearance light RH
F5	1	Black	C-2		Horn
F6	2	★	C-1		Front fog light RH
F7	3	Gray	C-1		Headlight RH
F16	2	Black	C-1		Sub fan motor (4-cylinder engine model)
	4	Gray	C-1		Sub fan motor (6-cylinder engine model)
F17	2	Black	C-2		Radiator main fan motor (4-cylinder engine model)
	4	Gray	C-2		Radiator main fan motor (6-cylinder engine model)
F19	2	★	C-3		Front turn signal light LH
F21	2	★	D-2		Front fog light LH
F22	3	Gray	C-3		Front clearance light LH
F23	3	Gray	C-2		Headlight LH
F24	1	Black	C-2		A/C magnet clutch
F25	1	★	C-2		Generator
F26	3	Green	C-2		
F27	4	★	A-3		A/C fuse (Relay holder)
F28	5	★	A-4		A/C sub fan relay (Relay holder-4-cylinder engine model)
	5	★	A-4		A/C sub fan relay-1 (Relay holder-6-cylinder engine model)
F29	5	★	A-4		A/C sub fan relay-2 (Relay holder-6-cylinder engine model)
F30	5	★	A-4		Radiator main fan relay-2 (Relay holder-6-cylinder engine model)
F31	5	★	A-3		A/C relay (Relay holder)
F34	4	★	C-3		SBF holder
F35	2	Black	B-4		Main fuse box (M/B)
F39	8	Black	B-3		
F41	7	Gray	B-2		Fuse & relay box (F/B)
F44	8	★	B-3	B61	Bulkhead wiring harness
F45	8	★	B-3	B62	Bulkhead wiring harness
F47	1	Black	C-2		Horn
F49	31	★	B-2		ABS control module
F51	2	Black	B-2		Side turn signal light RH
F55	8	★	B-2	R49	Rear wiring harness (without VDC model)
	12				Rear wiring harness (with VDC model)

Connector				Connecting to	
No.	Pole	Color	Area	No.	Name
F58	3	★	C-2		Headlight leveler LH
F59	3	★	C-1		Headlight leveler RH
F65	5	★	A-4		Front fog light relay (Relay holder)
F66	5	★	A-3		Radiator main fan relay (Relay holder-4-cylinder engine model)
	5	★	A-3		Radiator main fan relay-1 (Relay holder-6-cylinder engine model)
F67	2	★	A-4		FWD switch (Relay holder-without VDC model)
F73	1	★	B-2		ABS motor ground
F78	2	Black	C-1		Ambient sensor
F79	2	Gray	C-2		A/C pressure switch (4-cylinder engine model)
	4	★	C-2		A/C pressure switch (6-cylinder engine model)
F83	2	★	C-2		Thermal protector (4-cylinder engine model)
	4	★	C-2		Thermal protector (6-cylinder engine model)
F86	1	Gray	C-3	B212	Bulkhead wiring harness
F87	83	★	B-2		VDC module
F88	6	★	B-2		Shield joint connector (VDC)
F89	2	Gray	B-1		Hydraulic module (VDC)
F90	6	Black	B-1		
F91	16	★	B-2		Hydraulic module (VDC)
F96	20	★	B-3	B255	Bulkhead wiring harness

★: Non-colored

FRONT WIRING HARNESS

WIRING SYSTEM



WI-01031

BULKHEAD WIRING HARNESS (IN ENGINE ROOM)

WIRING SYSTEM

51. Bulkhead Wiring Harness (In Engine Room)

A: LOCATION

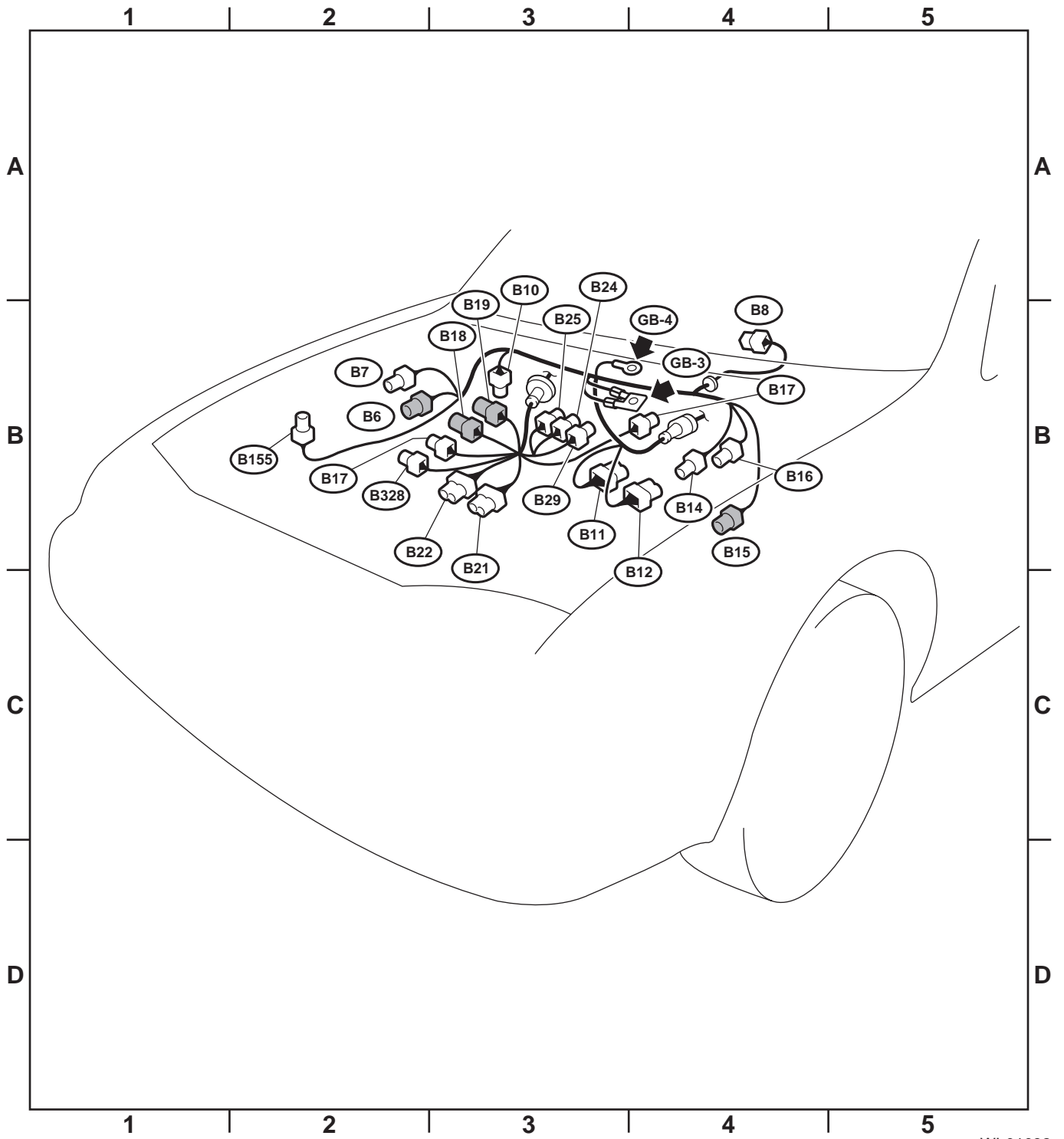
1. LHD 4-CYLINDER ENGINE MODEL

Connector				Connecting to	
No.	Pole	Color	Area	No.	Name
B6	2	Brown	B-2		ABS front sensor RH (Outback model)
	2	★	B-2		ABS front sensor RH (Other models)
B7	6	Black	B-2		Cruise control actuator
B8	5	★	B-3		Front wiper motor
B10	2	★	B-2		A/C pressure switch
B11	20	Black	B-3	T4	Transmission (AT)
B12	12	★	B-3	T3	
B14	1	Black	B-3		Starter (Magnet)
B15	2	Brown	B-3		Front ABS sensor LH (Outback model)
	2	★	B-3		Front ABS sensor LH (Other models)
B16	2	Gray	B-3		Brake fluid level switch
B17	3	★	B-2		Vehicle speed sensor (MT)
B18	4	★	B-2		Oxygen sensor (Without OBD model)
	4	★	B-2		Front oxygen (A/F) sensor (With OBD model)
B19	4	★	B-2	T5	Rear oxygen sensor cord (With OBD model)
B21	20	★	B-2	E2	Engine wiring harness
B22	16	Brown	B-2	E3	
B24	2	Gray	B-3	T1	Back-up light switch (MT)
B25	2	Brown	B-3	T2	Neutral position switch (MT)
B29	2	Black	B-3	T8	Lo (AWD) indicator light switch (MT)
B155	3	★	B-2		CO resistor (Without OBD model)
B328	6	Black	B-2	E58	Engine wiring harness

★: Non-colored

BULKHEAD WIRING HARNESS (IN ENGINE ROOM)

WIRING SYSTEM



WI-01032

BULKHEAD WIRING HARNESS (IN ENGINE ROOM)

WIRING SYSTEM

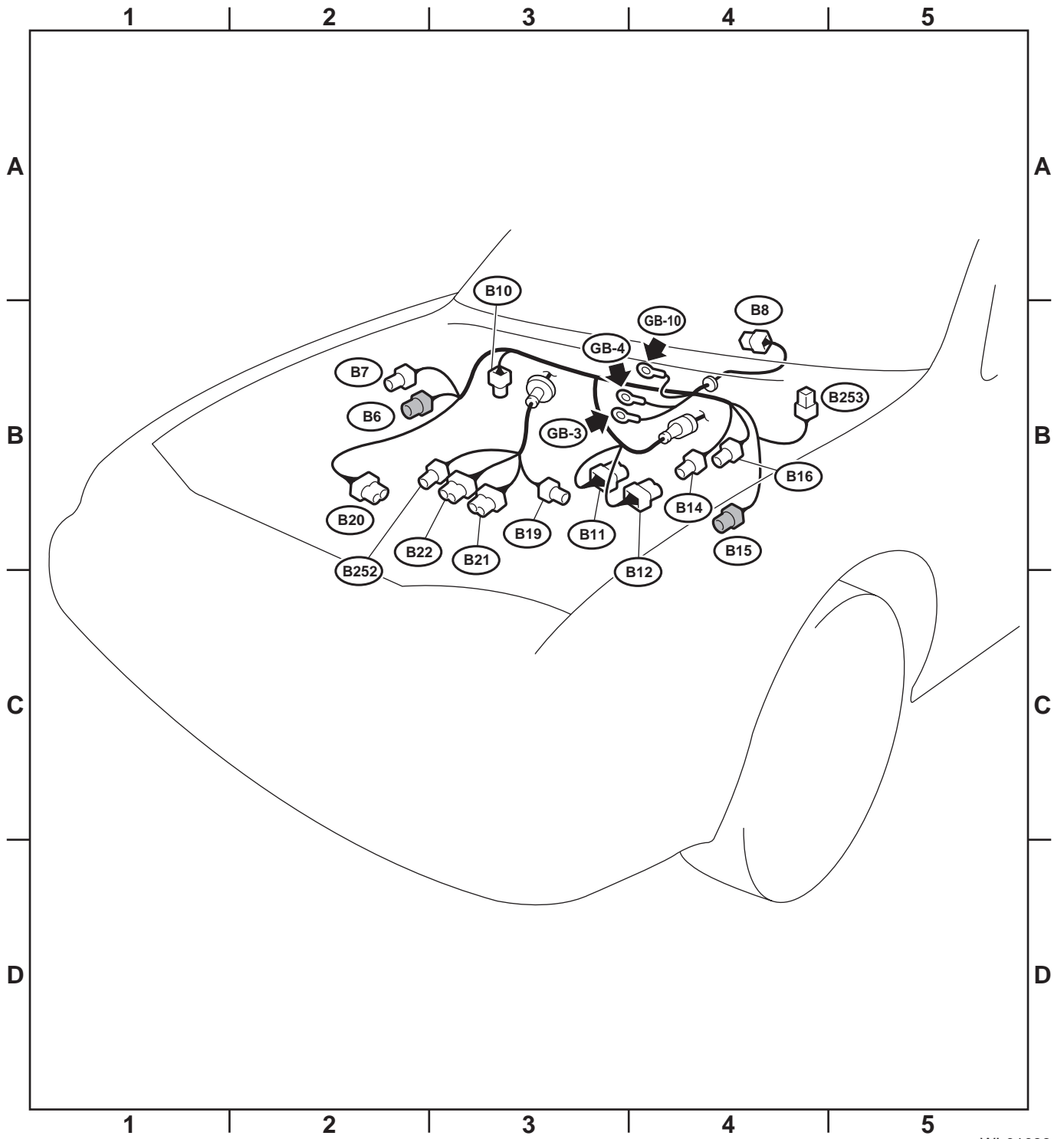
2. LHD 6-CYLINDER ENGINE MODEL

Connector				Connecting to	
No.	Pole	Color	Area	No.	Name
B6	2	Brown	B-2		Front ABS sensor RH
B7	6	Black	B-2		Cruise control actuator
B8	5	★	B-3		Front wiper motor
B10	4	★	B-2		A/C pressure switch
B11	20	Black	B-3	T4	Transmission (AT)
B12	12	★	B-3	T3	
B14	1	Black	B-3		Starter (Magnet)
B15	2	Brown	B-3		Front ABS sensor LH
B16	2	Gray	B-3		Brake fluid level switch
B19	6	★	B-3	T5	Rear oxygen sensor cord
B20	16	★	B-2	E1	Engine wiring harness
B21	20	★	B-2	E2	
B22	16	Brown	B-2	E3	
B252	8	★	B-2	E49	Engine wiring harness
B253	5	★	B-4		Fan relay

★: Non-colored

BULKHEAD WIRING HARNESS (IN ENGINE ROOM)

WIRING SYSTEM



WI-01033

BULKHEAD WIRING HARNESS (IN ENGINE ROOM)

WIRING SYSTEM

3. RHD 4-CYLINDER ENGINE MODEL

Connector				Connecting to	
No.	Pole	Color	Area	No.	Name
B3	5	★	B-2		Air flow sensor (Turbo engine model)
B6	2	Brown	B-2		Front ABS sensor RH (Outback model)
	2	Gray	B-2		Front ABS sensor RH (Other models)
B7	6	Black	B-3		Cruise control actuator
B8	5	★	B-3		Front wiper motor
B11	20	Black	B-3	T4	Transmission (AT)
B12	12	★	B-3	T3	
		Black	B-3	T3	Transmission (Turbo engine AT model)
B14	1	Black	B-3		Starter (Magnet)
B15	2	Brown	B-3		Front ABS sensor LH (Outback model)
	2	Gray	B-3		Front ABS sensor LH (Other models)
B16	2	Gray	B-2		Brake fluid level switch
B17	3	★	B-2		Vehicle speed sensor (MT)
B18	4	★	B-2		Oxygen sensor
B19	4	★	B-2	T5	Rear oxygen sensor cord (With OBD model)
B20	16	★	B-2	E1	Engine wiring harness (Turbo engine model)
B21	20	★	B-2	E2	Engine wiring harness
B22	16	Brown	B-2	E3	
B24	2	Gray	B-3	T1	Back-up light switch (MT)
B25	2	Brown	B-3	T2	Neutral position switch (MT)
B29	2	Black	B-3	T8	Lo (AWD) indicator light switch (MT)
B128	4	★	B-3	T9	Transmission (MT)
B143	3	★	B-4		Main fuse box (M/B)
B144	6	Black	C-3		
B145	1	★	B-3		
B146	2	Green	C-2		Front washer motor
B147	2	★	B-3		Rear washer motor
B148	2	Black	B-4		Side turn signal light LH
B155	3	★	B-2		CO resistor (Without OBD model)
B186	4	Black	C-4		Main fuse box (M/B)
B212	1	Gray	C-3	F86	Front wiring harness (Turbo engine model)
B220	12	★	B-2		Engine wiring harness (Turbo engine model)
B221	3	★	B-3		Differential pressure sensor
B328	6	Black	B-3	E58	Engine wiring harness

★: Non-colored

BULKHEAD WIRING HARNESS (IN ENGINE ROOM)

WIRING SYSTEM

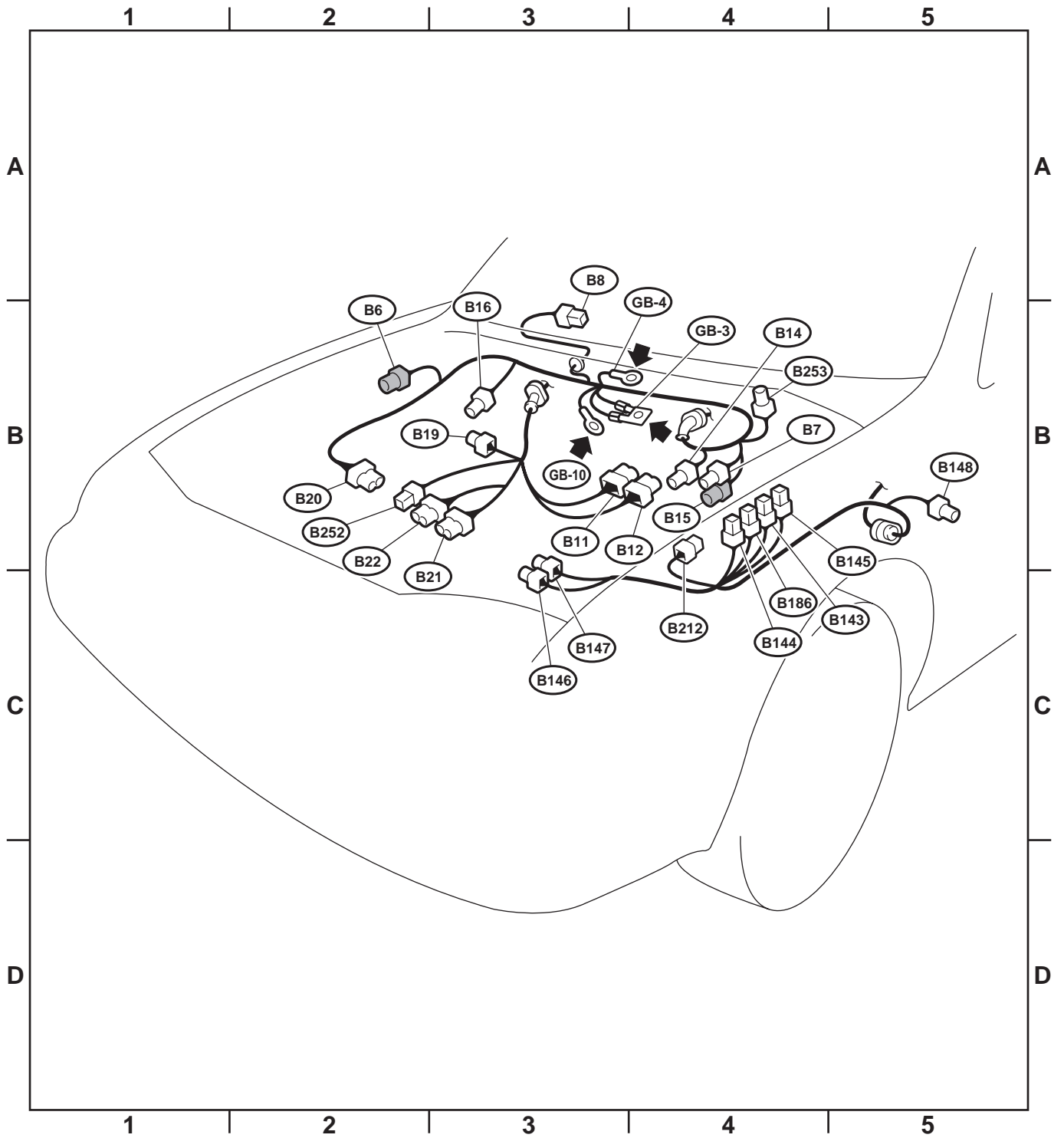
4. RHD 6-CYLINDER ENGINE MODEL

Connector				Connecting to	
No.	Pole	Color	Area	No.	Name
B6	2	Brown	B-2		Front ABS sensor RH
B7	6	Black	B-3		Cruise control actuator
B8	5	★	B-3		Front wiper motor
B11	20	Black	B-3	T4	Transmission (AT)
B12	12	★	B-3	T3	
B14	1	Black	B-3		Starter (Magnet)
B15	2	Brown	B-3		Front ABS sensor LH
B16	2	Gray	B-2		Brake fluid level switch
B19	6	★	B-2	T5	Rear oxygen sensor cord
B20	16	Dark gray	B-2	E1	Engine wiring harness
B21	20	★	B-2	E2	
B22	16	Brown	B-2	E3	
B143	3	★	B-4		Main fuse box (M/B)
B144	6	Black	C-3		
B145	1	★	B-3		
B146	2	Green	C-2		Front washer motor
B147	2	★	B-3		Rear washer motor
B148	2	Black	B-4		Side turn signal light LH
B186	4	Black	C-4		Main fuse box (M/B)
B212	1	Gray	C-3	F86	Front wiring harness
B252	8	★	B-2	E49	Engine wiring harness
B253	5	★	B-4		Fan control relay

★: Non-colored

BULKHEAD WIRING HARNESS (IN ENGINE ROOM)

WIRING SYSTEM



WI-01035

BULKHEAD WIRING HARNESS (IN COMPARTMENT)

WIRING SYSTEM

52. Bulkhead Wiring Harness (In Compartment)

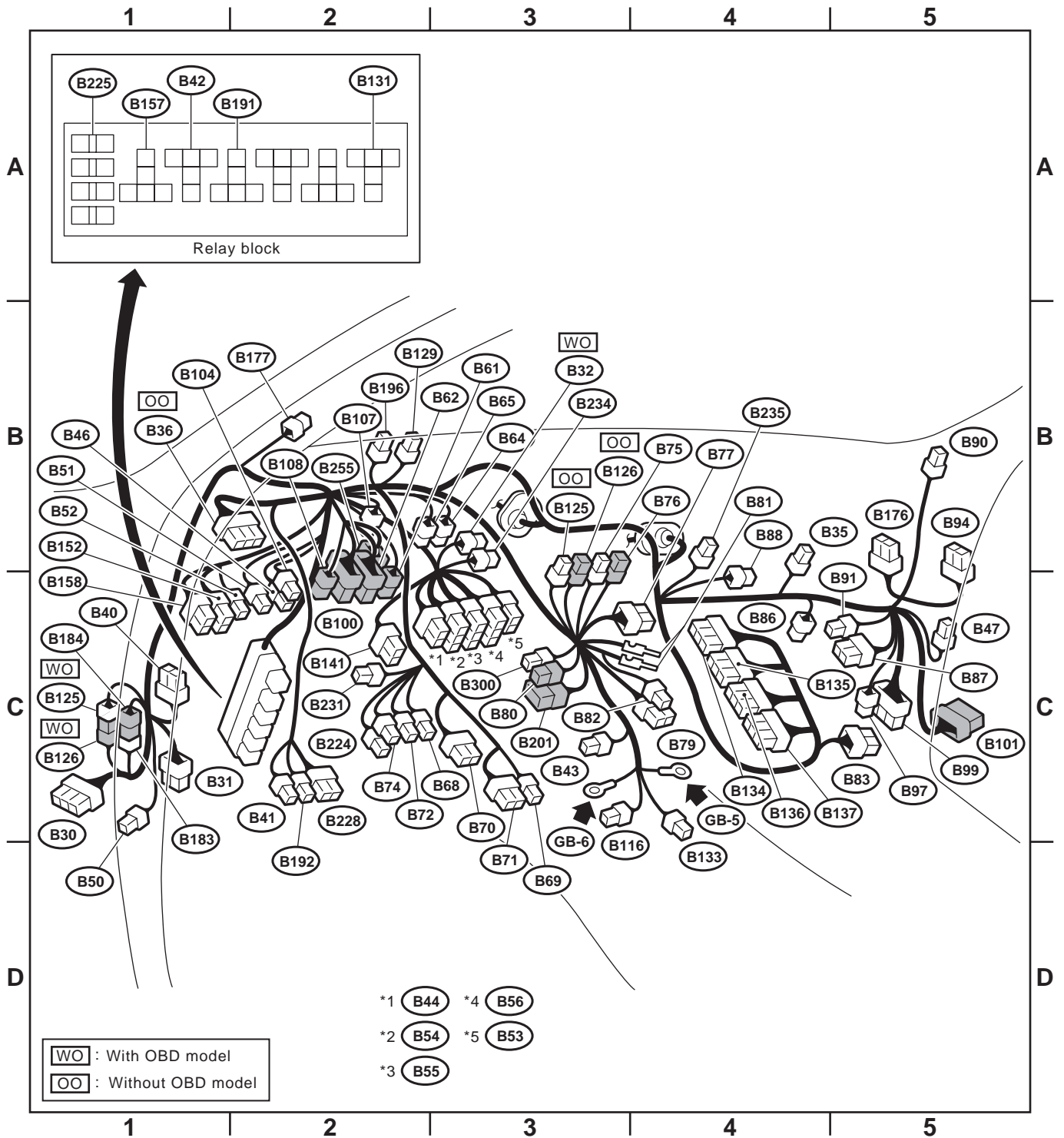
A: LOCATION

1. LHD 4-CYLINDER ENGINE MODEL

Connector				Connecting to	
No.	Pole	Color	Area	No.	Name
B30	25	★	C-1	D1	Front door cord LH
B31	12	Yellow	D-1	AB1	SRS (Airbag) harness
B32	3	Black	B-2		Turn & hazard module
B35	2	★	C-3		Diode (step light)
B36	66	★	B-1	i1	Instrument panel wiring harness (SMJ)
B40	16	★	C-1		Data link connector
B41	2	★	C-1		Power window circuit breaker
B42	5	★	A-1		Power window relay (Relay block)
B43	6	Black	C-3		Illumination control module
B44	10	★	B-2		Seat belt warning module
B46	4	Green	C-1		Fuel pump relay
B47	6	Brown	C-4		Main relay
B50	4	Black	D-1		Blower relay
B51	8	★	C-1		Fuse & relay box (F/B)
B52	7	★	B-1		
B53	12	Black	B-2		Shield joint connector (AT)
B54	24	★	C-2		Transmission control module (AT)
B55	24	Gray	C-2		
B56	24	Green	C-2		
B61	8	★	B-2	F44	Front wiring harness
B62	16	★	B-2	F45	Front wiring harness
B64	2	Black	B-2		Stop light switch
B65	4	Black	B-2		Stop & brake switch (With cruise control)
B68	5	★	C-2		Cruise control sub switch
B69	4	★	D-2		Parking switch
B70	18	★	C-2		Combination switch
B71	17	★	C-2		
B72	4	Blue	C-2		Ignition switch
B74	2	Black	C-2		Key warning switch
B75	2	Green	B-3	B76	Test mode connector
B76	2	Green	B-3	B75	
B77	10	Brown	B-3		Mode actuator
B79	14	Gray	C-3		Check connector
B80	8	Black	C-2	i20	Instrument panel wiring harness
B81	1 × 2	★	C-3		Diagnosis terminal (Ground)
B82	8	★	C-3		Diagnosis connector
B83	12	Black	C-4		Shield & sensor ground joint connector (E/G) (Without OBD model)
	4	★	C-4		Shield & sensor ground joint connector (E/G) (With OBD model)
	6	Gray	C-4		Shield & sensor ground joint connector (E/G) (With OBD model)
B86	4	★	B-4		Blower motor resistor (Auto A/C)
	6	Black	B-4		Blower motor resistor (Manual A/C)
B87	2	★	C-4		Blower motor

BULKHEAD WIRING HARNESS (IN COMPARTMENT)

WIRING SYSTEM



WI-01036

BULKHEAD WIRING HARNESS (IN COMPARTMENT)

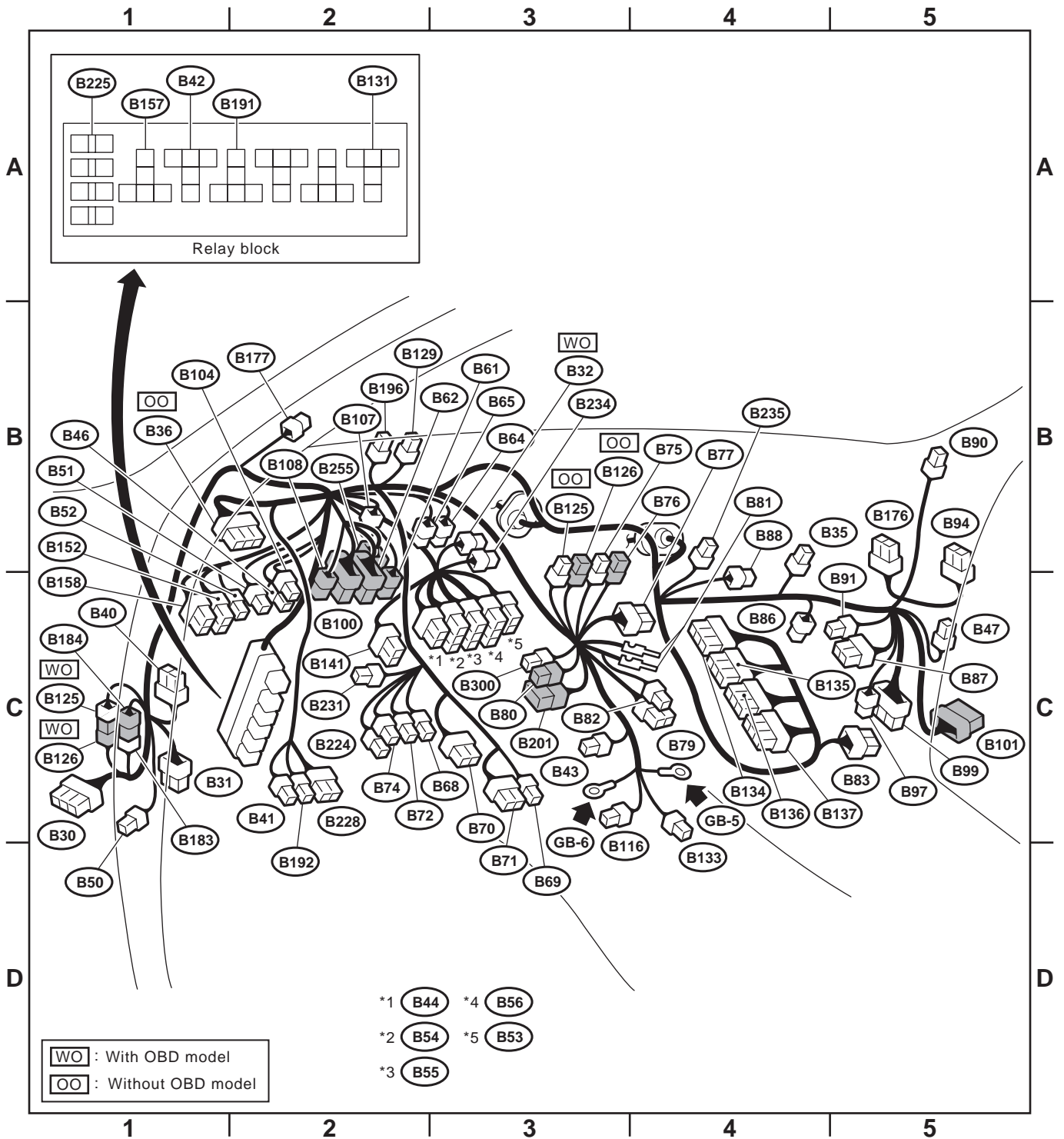
WIRING SYSTEM

Connector				Connecting to	
No.	Pole	Color	Area	No.	Name
B88	3	Black	B-3		Evaporator thermostwitch (Manual A/C)
	3	★	B-3		Evaporator thermostwitch (Auto A/C)
B90	4	★	B-4	R50	Roof cord (Without vanity mirror illumination model)
	6	★	B-4	R50	Roof cord (With vanity mirror illumination model)
B91	6	Black	C-4		FRESH/RECIRC actuator
B94	20	Black	B-4		Cruise control module
B97	8	★	C-4	R1	Rear wiring harness
B99	32	★	C-4	R3	
B100	24	Black	B-2	F2	Front wiring harness
B101	25	★	C-4	D11	Front door cord RH
B104	4	★	B-1		Seat heater/rear accessory power supply relay
B107	2	Blue	B-2		Clutch switch (Cruise control)
B108	4	★	B-2	F46	Front wiring harness
B116	6	★	C-3		Select lever illumination light (AT)
B123	8	★	C-4	R48	Rear wiring harness
B124	8	★	D-1	D53	Front door cord LH
B125	1	Black	B-3	B126	Read memory connector (Without OBD model)
	2	Green	C-1	B126	Line end connector (With OBD model)
B126	1	Black	B-3	B125	Read memory connector (Without OBD model)
	2	Green	C-1	B125	Line end connector (With OBD model)
B129	2	★	B-2		Kick-down switch (AT)
B131	5	★	A-2		Rear fog light relay (Relay block)
B133	6	★	C-3		AT power mode & hold mode switch
B134	35	★	C-3		Engine control module
B135	28	★	C-3		
B136	26	★	C-3		Engine control module (With OBD model)
	30	★			Engine control module (Without OBD model)
B137	20	★	C-3		Engine control module
B141	12	★	A-3/B-2		Immobiliser control module
B152	12	★	B-1		Fuse & relay box (F/B)
B157	5	★	A-1		Ignition relay-2 (Relay block)
B158	10	Gray	C-1		Fuse & relay box (F/B)
B176	18	★	B-4		Keyless entry control module
B177	2	★	B-1		Wiper deicer
B183	1	★	C-1	B184	Keyless registration connector (Keyless entry)
B184	1	★	C-1	B183	
B191	5	★	A-1		Wiper deicer relay (Relay block)
B192	4	★	C-1		Wiper deicer timer
B196	4	★	B-2		Diode (Rear fog light & step light)
B201	10	Black	C-2	i40	Instrument panel wiring harness
B224	2	★	C-2		Key switch illumination light
B225	8	★	A-1		Fuse (Relay block)
B228	15	★	C-2		OP connector
B231	4	Black	C-2		Steering angle sensor (VDC)
B234	6	★	B-2		Joint connector (VDC)
B235	6	Black	B-3		Air mix actuator (Auto A/C)
B255	14	★	B-2	F96	Front wiring harness
B300	6	★	B-3		Line end check connector

★: Non-colored

BULKHEAD WIRING HARNESS (IN COMPARTMENT)

WIRING SYSTEM



WI-01036

BULKHEAD WIRING HARNESS (IN COMPARTMENT)

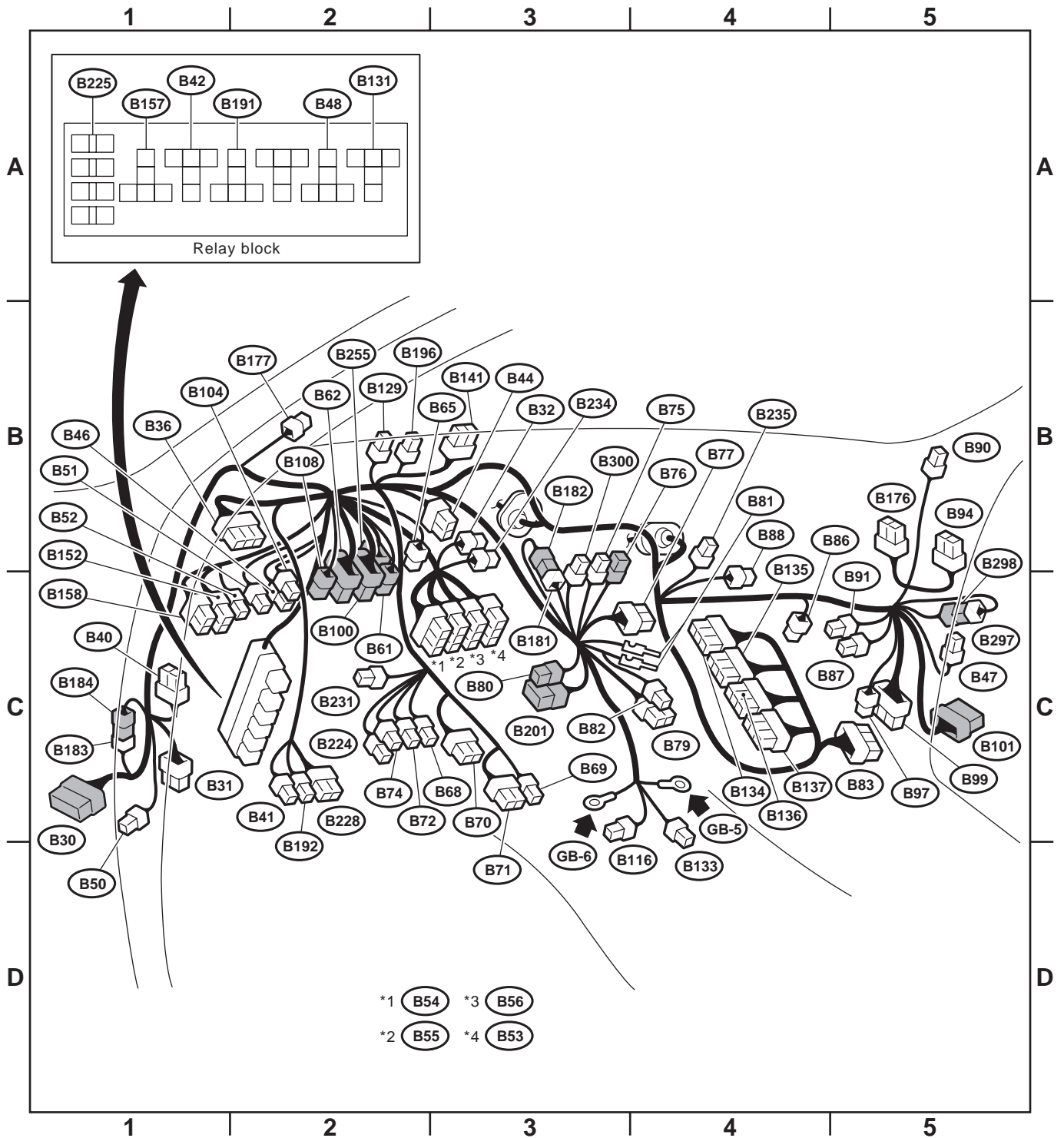
WIRING SYSTEM

2. LHD 6-CYLINDER ENGINE MODEL

Connector				Connecting to	
No.	Pole	Color	Area	No.	Name
B30	25	★	C-1	D1	Front door cord LH
B31	12	Yellow	D-1	AB1	SRS (Airbag) harness
B32	3	Black	B-2		Turn & hazard module
B36	66	★	B-1	i1	Instrument panel wiring harness (SMJ)
B40	16	★	C-1		Data link connector
B41	2	★	C-1		Power window circuit breaker
B42	5	★	A-1		Power window relay (Relay block)
B44	10	★	B-2		Seat belt timer
B46	4	Green	C-1		Fuel pump relay
B47	6	Brown	C-4		Main relay
B48	5	★	A-2		Front fog light relay (Relay block)
B50	4	Black	D-1		Blower relay
B51	8	★	C-1		Fuse & relay box (F/B)
B52	7	★	B-1		
B53	12	Black	B-2		
B54	24	★	C-2		Transmission control module
B55	24	Gray	C-2		
B56	24	Green	C-2		
B61	8	★	B-2	F44	Front wiring harness
B62	16	★	B-2	F45	Front wiring harness
B65	4	Black	B-2		Stop & brake switch
B68	5	★	C-2		Cruise control sub switch
B69	4	★	D-2		Parking switch
B70	18	★	C-2		Combination switch
B71	17	★	C-2		
B72	4	Blue	C-2		Ignition switch
B74	2	Black	C-2		Key warning switch
B75	2	Green	B-3	B76	Test mode connector
B76	2	Green	B-3	B75	
B77	10	Brown	B-3		Mode actuator
B79	14	Gray	C-3		Check connector
B80	8	Black	C-2	i20	Instrument panel wiring harness
B81	1 × 2	★	C-3		Diagnosis terminal (Ground)
B82	8	★	C-3		Diagnosis connector
B83	22	★	C-4		Shield & sensor ground joint connector (E/G)
B86	4	★	B-4		Blower motor resistor
B87	2	★	C-4		Blower motor
B88	3	★	B-3		Evaporator thermostwitch
B90	6	★	B-4	R50	Roof cord
B91	6	Black	C-4		FRESH/RECIRC actuator
B94	20	Black	B-4		Cruise control module
B97	8	★	C-4	R1	Rear wiring harness
B99	32	★	C-4	R3	
B100	24	Black	B-2	F2	Front wiring harness

BULKHEAD WIRING HARNESS (IN COMPARTMENT)

WIRING SYSTEM



WI-01037

BULKHEAD WIRING HARNESS (IN COMPARTMENT)

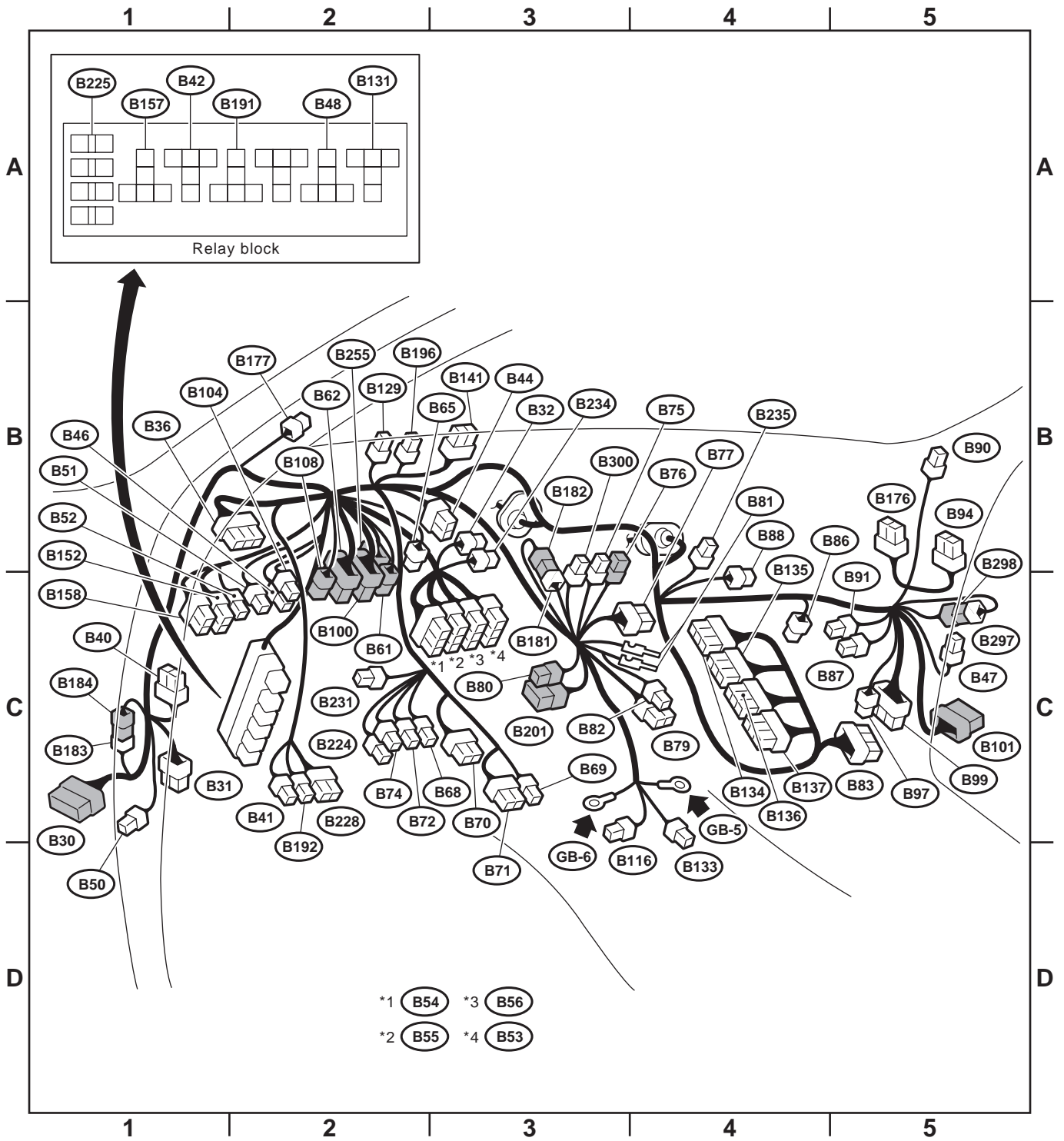
WIRING SYSTEM

Connector				Connecting to	
No.	Pole	Color	Area	No.	Name
B101	25	★	C-4	D11	Front door cord RH
B104	4	★	B-1		Seat heater/rear accessory power supply relay
B108	4	★	B-2	F46	Front wiring harness
B116	6	★	C-3		Select lever illumination light (AT)
B129	2	★	B-2		Kick-down switch (AT)
B131	5	★	A-2		Rear fog light relay (Relay block)
B133	6	★	C-3		AT power mode & hold mode switch
B134	22	★	C-3		Engine control module
B135	28	★	C-3		
B136	24	★	C-3		
B137	31	★	C-4		
B141	12	★	A-3		
B152	12	★	B-1		Fuse & relay box (F/B)
B157	5	★	A-1		Ignition relay-2 (Relay block)
B158	10	Gray	C-1		Fuse & relay box (F/B)
B176	18	★	B-4		Keyless entry control module
B177	2	★	B-1		Wiper deicer
B181	1	★	B-2	B182	Fan ground joint connector
B182	1	★	B-2	B18	Fan ground joint connector
B183	1	★	C-1	B184	Keyless registration connector (Keyless entry)
B184	1	★	C-1	B183	
B191	5	★	A-1		Wiper deicer relay (Relay block)
B192	4	★	C-1		Wiper deicer timer
B196	4	★	B-2		Diode (Rear fog light & step light)
B201	10	Black	C-2	i40	Instrument panel wiring harness
B224	2	★	C-2		Key switch illumination light
B225	8	★	A-1		Fuse (Relay block)
B228	15	★	C-2		OP connector
B231	4	★	C-2		Steering angle sensor (VDC)
B234	6	★	B-2		Joint connector (VDC)
B235	6	Black	B-3		Air mix actuator (Auto A/C)
B255	14	★	B-2	F96	Front wiring harness
B297	2	Black	C-4	B298	A/C cut connector
B298	2	Black	C-4	B297	
B300	6	★	B-3		Line end check connector

★: Non-colored

BULKHEAD WIRING HARNESS (IN COMPARTMENT)

WIRING SYSTEM



WI-01037

BULKHEAD WIRING HARNESS (IN COMPARTMENT)

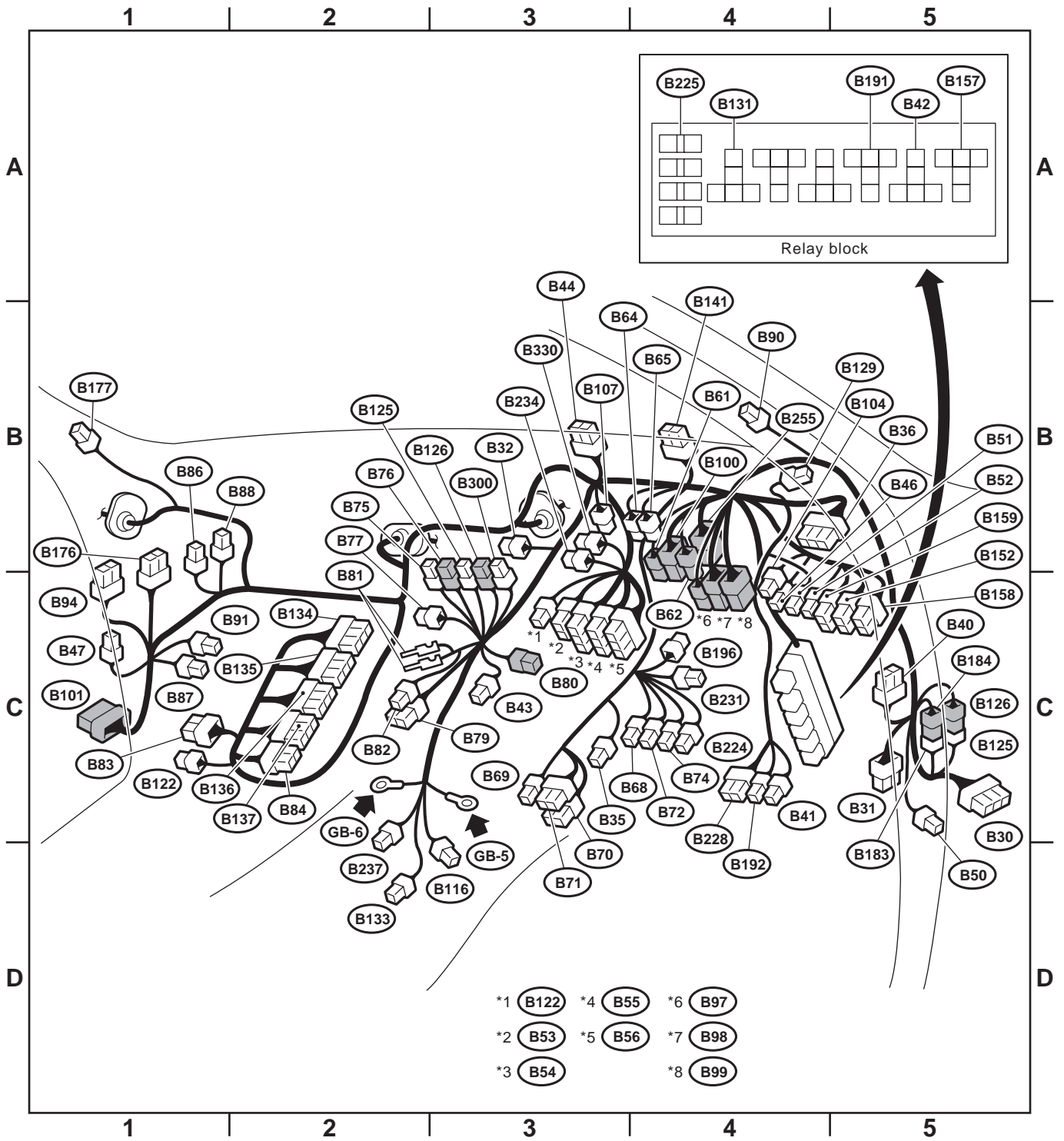
WIRING SYSTEM

3. RHD 4-CYLINDER ENGINE MODEL

Connector				Connecting to	
No.	Pole	Color	Area	No.	Name
B30	25	★	C-4	D1	Front door cord RH
B31	12	Yellow	C-4	AB1	SRS (Airbag) harness
B32	3	Black	B-3		Turn & hazard module
B35	2	★	C-3		Diode (Step light)
B36	66	★	B-4	i1	Instrument panel wiring harness (SMJ)
B40	16	★	C-4		Data link connector
B41	2	★	C-4		Power window circuit breaker
B42	5	★	A-4		Power window relay (Relay block)
B43	6	Black	C-2		Illumination control module
B44	10	★	B-3		Seat belt timer
B46	4	Green	C-3		Fuel pump relay
B47	6	Brown	C-1		Main relay
B50	4	Black	C-4		Blower relay
B51	8	★	C-4		Fuse & relay box (F/B)
B52	7	★	C-4		
B53	6	★	C-3		Shield joint connector (AT turbo engine model)
	12	Black	C-3		Shield joint connector (AT non-turbo engine model)
B54	24	★	C-3		Transmission control module
B55	24	Gray	C-3		
B56	24	Green	C-3		
B61	8	★	B-3	F44	Front wiring harness
B62	8	★	B-3	F45	Front wiring harness
B64	2	Black	B-3		Stop light switch
B65	4	Black	B-3		Stop & brake switch (With cruise control)
B68	5	★	C-3		Cruise control sub switch
B69	4	★	C-3		Parking switch
B70	18	★	D-3		Combination switch
B71	17	★	D-3		
B72	4	Blue	C-3		Ignition switch
B74	2	Black	C-3		Key warning switch
B75	2	Green	B-2	B76	Test mode connector
B76	2	Green	B-2	B75	
B77	7	★	B-2		Mode actuator
B79	14	Gray	C-2		Check connector
B80	8	★	C-3	i20	Instrument panel wiring harness
B81	1 × 2	★	B-2		Diagnosis terminal (Ground)
B82	8	★	C-2		Diagnosis connector
B83	12	★	C-1		Shield & sensor ground joint connector (E/G) (Without OBD model)
	4	★	C-1		Shield & sensor ground joint connector (E/G) (With OBD model)
B84	17	★	C-1		Engine control module (TURBO model)
B86	6	Black	B-1		Blower motor resistor
B87	2	Black	C-1		Blower motor
B88	5	★	B-1		Evaporator thermostswitch
B90	4	★	B-4	R50	Roof cord (Without vanity illumi.)
	6	★	B-4	R50	Roof cord (With vanity illumi.)
B91	7	★	C-1		FRESH/RECIRC actuator

BULKHEAD WIRING HARNESS (IN COMPARTMENT)

WIRING SYSTEM



WI-01038

BULKHEAD WIRING HARNESS (IN COMPARTMENT)

WIRING SYSTEM

Connector				Connecting to	
No.	Pole	Color	Area	No.	Name
B94	20	Black	C-1		Cruise control module
B97	6	★	B-3	R1	Rear wiring harness
B98	20	Blue	B-3	R2	
B99	20	★	B-3	R3	
B100	24	Black	B-3	F2	Front wiring harness
B101	25	★	C-1	D11	Front door cord LH
B104	4	★	B-3		Seat heater/rear accessory power supply relay
B107	2	Blue	B-3		Clutch switch (Cruise control)
B116	6	★	C-2		Select lever illumination light (AT)
B122	6	Gray	B-3		Shield & sensor ground joint connector (E/G) (Turbo engine model)
B124	8	★	C-4	D53	Front door cord RH
B125	1	Black	B-2	B126	Read memory connector (Without OBD model)
	2	Green	C-4	B126	Line end connector (With OBD model)
B126	1	Black	B-2	B125	Read memory connector (Without OBD model)
	2	Green	C-4	B125	Line end connector (With OBD model)
B129	2	★	B-4		Kick-down switch (AT)
B131	5	★	A-4		Rear fog light relay (Relay block)
B133	6	★	C-2		AT power mode & hold mode switch
B134	22	★	C-2		Engine control module (Turbo engine model)
	35	★			Engine control module (Non-turbo engine model)
B135	28	★	C-2		Engine control module
B136	24	★	C-2		Engine control module (Turbo engine model)
	26	★			Engine control module (with OBD model)
	30	★			Engine control module (without OBD model)
B137	20	★	C-1		Engine control module (with OBD model)
	31	★			Engine control module (Turbo engine model)
B141	12	★	B-3		Immobiliser control module
B152	12	★	B-4		Fuse & relay box (F/B)
B157	5	★	A-4		Ignition relay-2 (Relay block)
B158	10	Gray	B-4		Fuse & relay box (F/B)
B159	9	Brown	B-4		Fuse & relay box (F/B)
B176	18	★	B-1		Keyless entry control module
B177	2	★	B-1		Wiper deicer
B183	1	★	C-4	B184	Keyless registration connector (Keyless entry)
B184	1	★	C-4	B183	
B191	5	★	A-4		Wiper deicer relay (Relay block)
B192	4	★	C-4		Wiper deicer timer
B196	4	Black	C-3		Diode (Rear fog light)
B224	2	★	C-3		Key switch illumination light
B225	8	★	A-4		Fuse (Relay block)
B228	15	★	C-3		OP connector
B231	4	★	C-3		Steering angle sensor (VDC)
B234	6	★	B-3		Joint connector (VDC)
B237	6	Black	C-2		Sports shift switch
B255	20	★	B-4	F96	Front wiring harness
B300	6	★	B-2		Line end check connector
B330	6	★	B-3		Shield joint connector (AT)

★: Non-colored

BULKHEAD WIRING HARNESS (IN COMPARTMENT)

WIRING SYSTEM

4. RHD 6-CYLINDER ENGINE MODEL

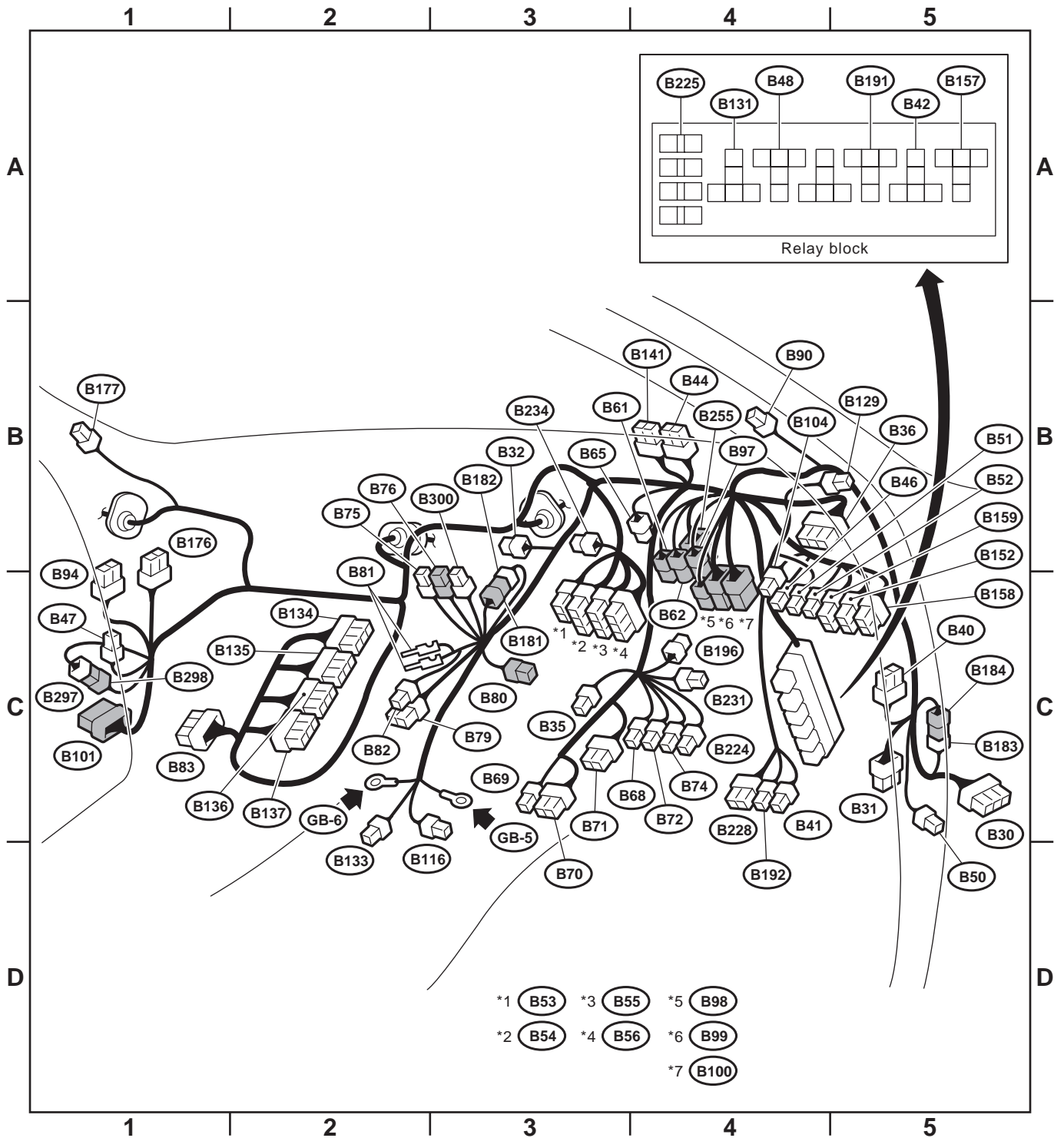
Connector				Connecting to	
No.	Pole	Color	Area	No.	Name
B30	25	★	C-4	D1	Front door cord RH
B31	12	Yellow	C-4	AB1	SRS (Airbag) harness
B32	3	Black	B-3		Turn & hazard module
B35	2	★	C-3		Diode (step light)
B36	66	★	B-4	i1	Instrument panel wiring harness (SMJ)
B40	16	★	C-4		Data link connector
B41	2	★	C-4		Power window circuit breaker
B42	5	★	A-4		Power window relay (Relay block)
B44	10	★	B-3		Seat belt timer
B46	4	Green	C-3		Fuel pump relay
B47	6	Brown	C-1		Main relay
B48	5	★	A-4		Front fog light relay (Relay block)
B50	4	Black	C-4		Blower relay
B51	8	★	C-4		Fuse & relay box (F/B)
B52	7	★	C-4		
B53	12	Black	C-3		Shield joint connector (AT)
B54	24	★	C-3		Transmission control module
B55	24	Gray	C-3		
B56	24	Green	C-3		
B61	8	★	B-3	F44	Front wiring harness
B62	8	★	B-3	F45	Front wiring harness
B65	4	Black	B-3		Stop & brake switch
B68	5	Black	C-3		Cruise control sub switch
B69	4	★	C-3		Parking switch
B70	18	★	C-3		Combination switch
B71	17	★	C-3		
B72	4	Blue	C-3		Ignition switch
B74	2	Black	C-3		Key warning switch
B75	2	Green	B-2	B76	Test mode connector
B76	2	Green	B-2	B75	
B79	14	Gray	C-2		Check connector
B80	8	★	C-3	i20	Instrument panel wiring harness
B81	1 × 2	★	B-2		Diagnosis terminal (Ground)
B82	8	★	C-2		Diagnosis connector
B83	22	★	C-1		Shield & sensor ground joint connector (E/G)
B90	6	★	B-4	R50	Roof cord
B94	20	Black	C-1		Cruise control module
B97	6	★	B-3	R1	Rear wiring harness
B98	20	Blue	B-3	R2	
B99	20	★	B-3	R3	

Connector				Connecting to	
No.	Pole	Color	Area	No.	Name
B100	24	Black	B-3	F2	Front wiring harness
B101	25	★	C-1	D11	Front door cord LH
B104	4	★	B-3		Seat heater/rear accessory power supply relay
B116	6	★	C-2		Select lever illumination light (AT)
B129	2	★	B-4		Kick-down switch (AT)
B131	5	★	A-4		Rear fog light relay (Relay block)
B133	6	★	C-2		AT power mode & hold mode switch
B134	22	★	C-2		Engine control module
B135	28	★	C-2		
B136	24	★	C-2		
B137	31	★	C-2		
B141	12	★	B-3		Immobiliser control module
B152	12	★	B-4		Fuse & relay box (F/B)
B157	5	★	A-4		Ignition relay-2 (Relay block)
B158	10	Gray	B-4		Fuse & relay box (F/B)
B159	9	Brown	B-4		Fuse & relay box (F/B)
B176	18	★	B-1		Keyless entry control module
B177	2	★	B-1		Wiper deicer
B181	1	★	B-3	B182	Fan ground joint connector
B182	1	★	B-3	B181	
B183	1	★	C-4	B184	Keyless registration connector (Keyless entry)
B184	1	★	C-4	B183	
B191	5	★	A-4		Wiper deicer relay (Relay block)
B192	4	★	C-4		Wiper deicer timer
B196	2	★	C-3		Diode (Rear fog light)
B224	2	★	C-3		Key switch illumination light
B225	8	★	A-4		Fuse (Relay block)
B228	15	★	C-3		OP connector
B231	4	★	C-3		Steering angle sensor (VDC)
B234	6	★	B-3		Joint connector (VDC)
B255	20	★	B-4	F96	Front wiring harness
B297	2	Black	C-1	B298	A/C cut connector
B298	2	Black	C-1	B297	
B300	6	★	B-2		Line end check connector

★: Non-colored

BULKHEAD WIRING HARNESS (IN COMPARTMENT)

WIRING SYSTEM



WI-01039

ENGINE WIRING HARNESS AND TRANSMISSION CORD

WIRING SYSTEM

53.Engine Wiring Harness and Transmission Cord

A: LOCATION

1. 4-CYLINDER NON-TURBO ENGINE MODEL

Connector				Connecting to	
No.	Pole	Color	Area	No.	Name
E2	20	Light gray	A-2	B21	Bulkhead wiring harness
E3	16	Brown	A-2	B22	Bulkhead wiring harness
E4	2	Blue	A-2		Purge control solenoid valve (Without OBD model)
		Black			Purge control solenoid valve (With OBD model)
E5	2	Light gray	B-1		Injector #1
E6	2	Light gray	A-2		Injector #3
E7	6	Black	A-3		Idle speed control solenoid valve
E8	3	Light gray	B-2		Engine coolant temperature sensor and thermometer
E10	2	Light gray	B-2		Crankshaft position sensor
E11	1	★	B-2		Oil pressure switch
E12	4	Dark gray	A-2		Ignition coil and ignitor
E13	4	Dark brown	A-3		Throttle position sensor
E14	2	★	B-3		Knock sensor
E15	2	Black	B-3		Camshaft position sensor (Without OBD model)
		Gray			Camshaft position sensor (With OBD model)
E16	2	Light gray	B-3		Injector #2
E17	2	Light gray	B-4		Injector #4
E18	6	Dark gray	B-3		Exhaust gas recirculation solenoid
E19	1	★	B-2		Power steering oil pressure switch
E20	2	Black	A-3		Intake air temperature sensor (With OBD model)
E21	4	Black	A-3		Pressure sensor and intake air temperature sensor (RHD)
	2	Light gray			Pressure sensor (LHD)
E53	2	★	B-2		Idle air control solenoid valve (With OBD model)
E58	6	Black	A-2	B328	Bulkhead wiring harness (With OBD model)

★: Non-colored

<AT>

Connector				Connecting to	
No.	Pole	Color	Area	No.	Name
T3	12	★	D-3	B12	Bulkhead wiring harness
T4	20	Black	D-3	B11	
T5	4	Gray	C-2	B19	Bulkhead wiring harness
T6	4	Gray	D-4		Rear oxygen sensor
T7	12	★	C-4		Inhibitor switch

★: Non-colored

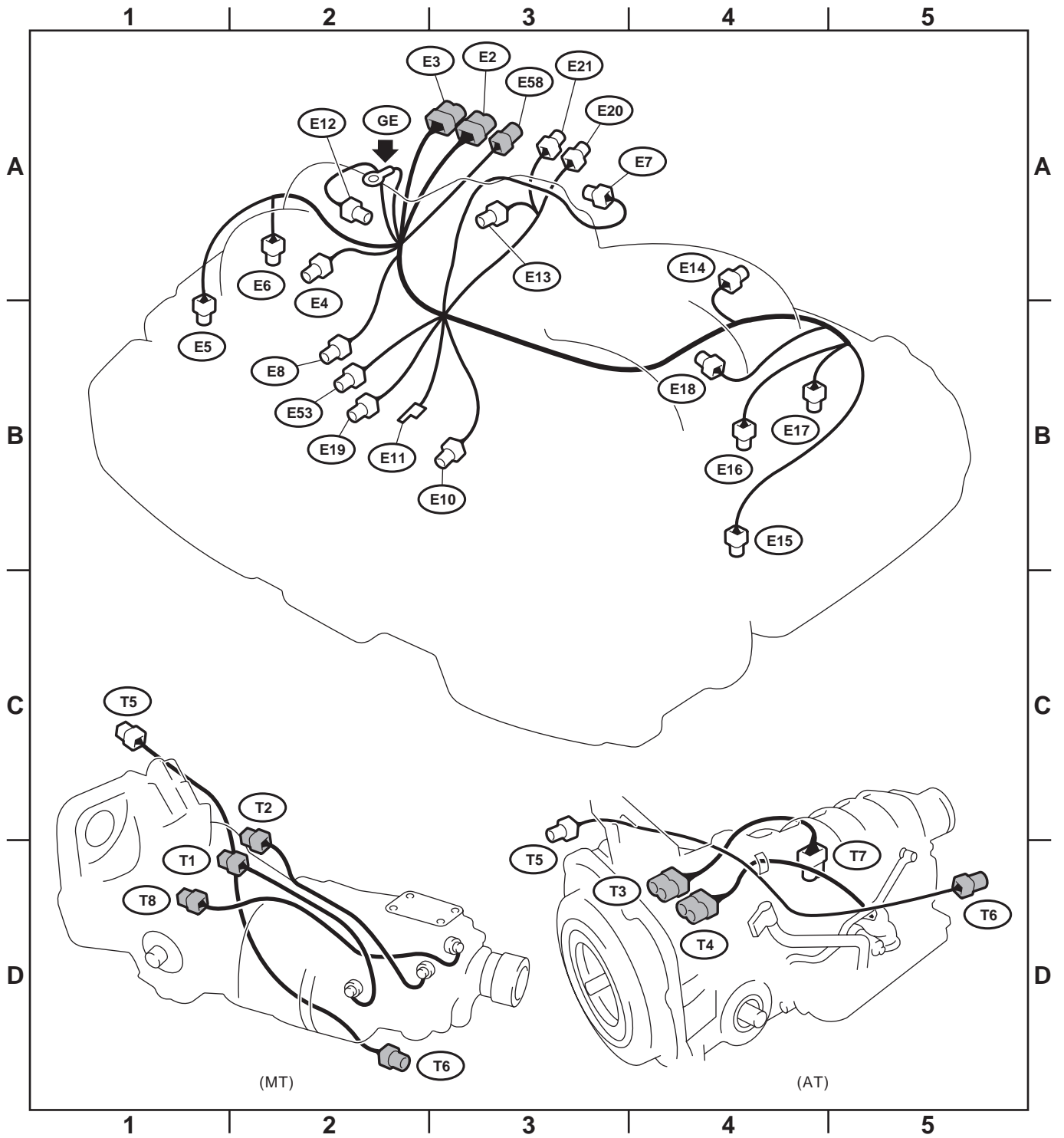
<MT>

Connector				Connecting to	
No.	Pole	Color	Area	No.	Name
T1	2	Gray	D-1	B24	Bulkhead wiring harness
T2	2	Brown	D-1	B25	
T5	4	Gray	C-2	B19	Bulkhead wiring harness (Without OBD RHD model)
T6	4	Gray	D-3		Rear oxygen sensor
T8	2	Black	D-1	B29	Bulkhead wiring harness

★: Non-colored

ENGINE WIRING HARNESS AND TRANSMISSION CORD

WIRING SYSTEM



WI-01040

ENGINE WIRING HARNESS AND TRANSMISSION CORD

WIRING SYSTEM

2. 4-CYLINDER TURBO ENGINE MODEL

Connector				Connecting to	
No.	Pole	Color	Area	No.	Name
E1	10	Light gray	A-2	B20	Bulkhead wiring harness
E2	20	Black	A-2	B21	Bulkhead wiring harness
E3	16	Brown	A-2	B22	Bulkhead wiring harness
E4	2	Black	A-2		Purge control solenoid valve
E5	2	Dark gray	B-1		Injector #1
E6	2	Dark gray	A-2		Injector #3
E7	3	Black	A-3		Idle speed control solenoid valve
E8	3	Light gray	B-2		Engine coolant temperature sensor and thermometer
E10	2	Gray	B-2		Crankshaft position sensor
E11	1	★	B-2		Oil pressure switch
E13	3	Black	A-3		Throttle position sensor
E14	2	Gray	B-3		Knock sensor
E15	2	Light gray	B-3		Camshaft position sensor
E16	2	Dark gray	B-3		Injector #2
E17	2	Dark gray	B-4		Injector #4
E19	1	★	B-2		Power steering oil pressure switch
E21	4	Black	A-3		Pressure sensor
E31	3	★	B-1		Ignition coil No. 1
E32	3	★	B-3		Ignition coil No. 2
E33	3	★	A-2		Ignition coil No. 3
E34	3	★	B-3		Ignition coil No. 4
E39	2	Green	A-3		TCS-RRV solenoid

★: Non-colored

<AT>

Connector				Connecting to	
No.	Pole	Color	Area	No.	Name
T3	12	★	D-3	B12	Bulkhead wiring harness
T4	20	Black	D-3	B11	
T5	4	Gray	C-2	B19	Bulkhead wiring harness
T6	4	Gray	D-4		Rear oxygen sensor
T7	12	★	C-4		Inhibitor switch

★: Non-colored

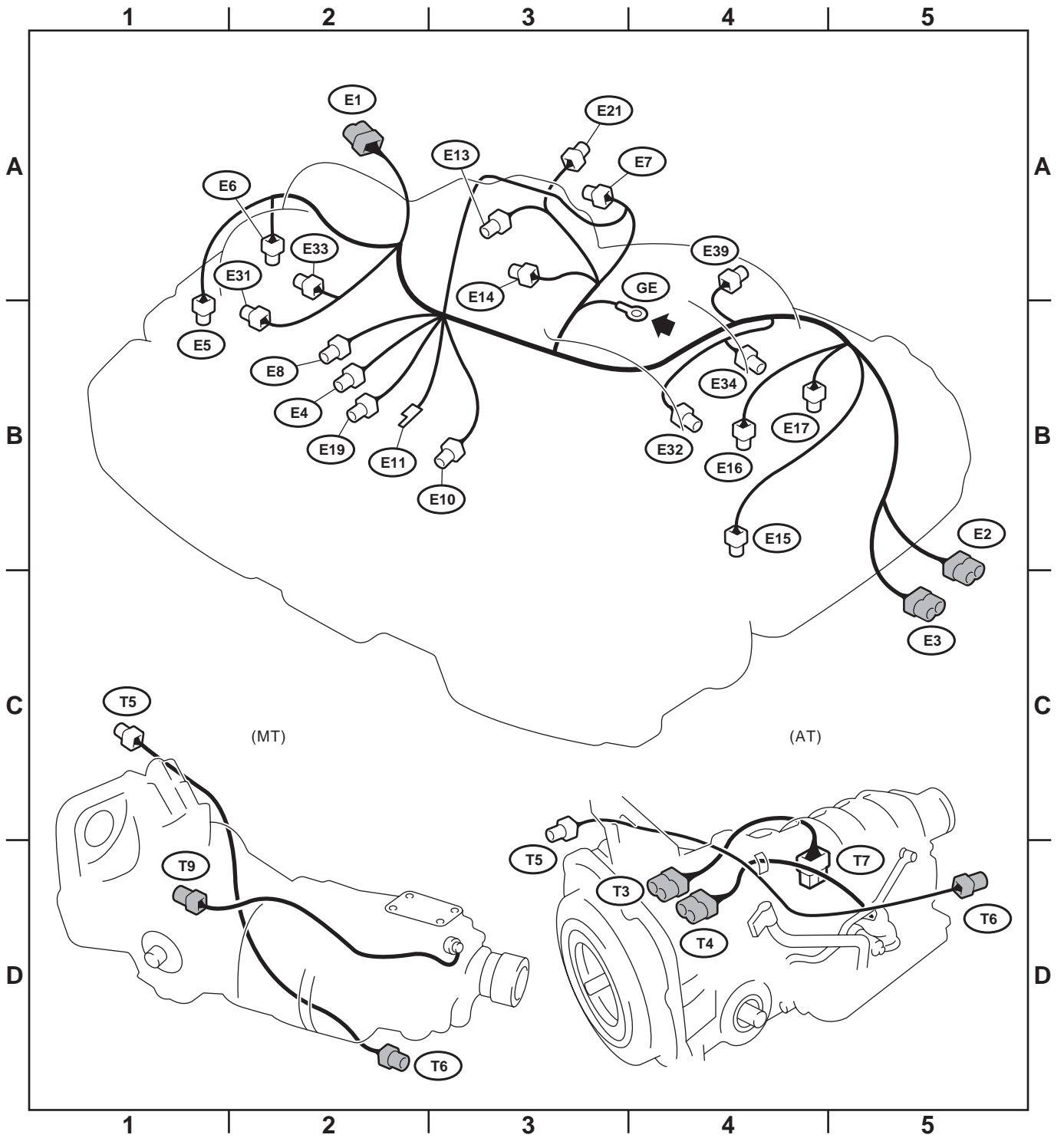
<MT>

Connector				Connecting to	
No.	Pole	Color	Area	No.	Name
T5	4	Gray	C-2	B19	Bulkhead wiring harness
T6	4	Gray	D-3		Rear oxygen sensor
T9	4	★	D-1	B128	Bulkhead wiring harness

★: Non-colored

ENGINE WIRING HARNESS AND TRANSMISSION CORD

WIRING SYSTEM



WI-01041

ENGINE WIRING HARNESS AND TRANSMISSION CORD

WIRING SYSTEM

3. 6-CYLINDER ENGINE MODEL

Connector				Connecting to	
No.	Pole	Color	Area	No.	Name
E1	16	Gray	A-2	B20	Bulkhead wiring harness
E2	20	Light gray	B-3	B21	
E3	16	Brown	B-3	B22	
E4	2	Black	A-2		Purge control solenoid valve
E5	2	Gray	B-2		Fuel injector No. 1
E6	2	Gray	B-2		Fuel injector No. 3
E7	3	Gray	A-3		Idle speed control solenoid valve
E8	3	Light gray	C-3		Engine coolant temperature sensor and thermometer
E10	2	Gray	B-3		Crankshaft position sensor
E11	1	★	C-2		Oil pressure switch
E13	3	Black	A-3		Throttle position sensor
E14	2	Blue	B-3		Knock sensor-1
E15	3	Gray	B-2		Camshaft position sensor
E16	2	Gray	B-3		Fuel injector No. 2
E17	2	Gray	B-3		Fuel injector No. 4
E18	6	Dark gray	A-3		Exhaust gas recirculation solenoid valve
E19	1	★	C-2		Power steering oil pressure switch
E20	2	Black	A-3		Intake air temperature sensor
E21	3	Black	A-2		Pressure sensor
E24	4	Dark gray	C-3		Front oxygen (A/F) sensor LH
E30	2	Brown	A-2		Induction valve control solenoid
E31	3	Black	B-2		Ignition coil No. 1
E32	3	Black	C-3		Ignition coil No. 2
E33	3	★	C-2		Ignition coil No. 3
E34	3	★	C-4		Ignition coil No. 4
E43	2	Black	B-2		Fuel injector No. 5
E44	2	Black	B-4		Fuel injector No. 6
E45	3	Black	B-2		Ignition coil No. 5
E46	3	Black	C-4		Ignition coil No. 6
E47	4	Dark gray	B-2		Front oxygen (A/F) sensor RH
E48	2	Blue	C-3		Knock sensor-2
E49	8	Dark gray	B-3	B252	Bulkhead wiring harness

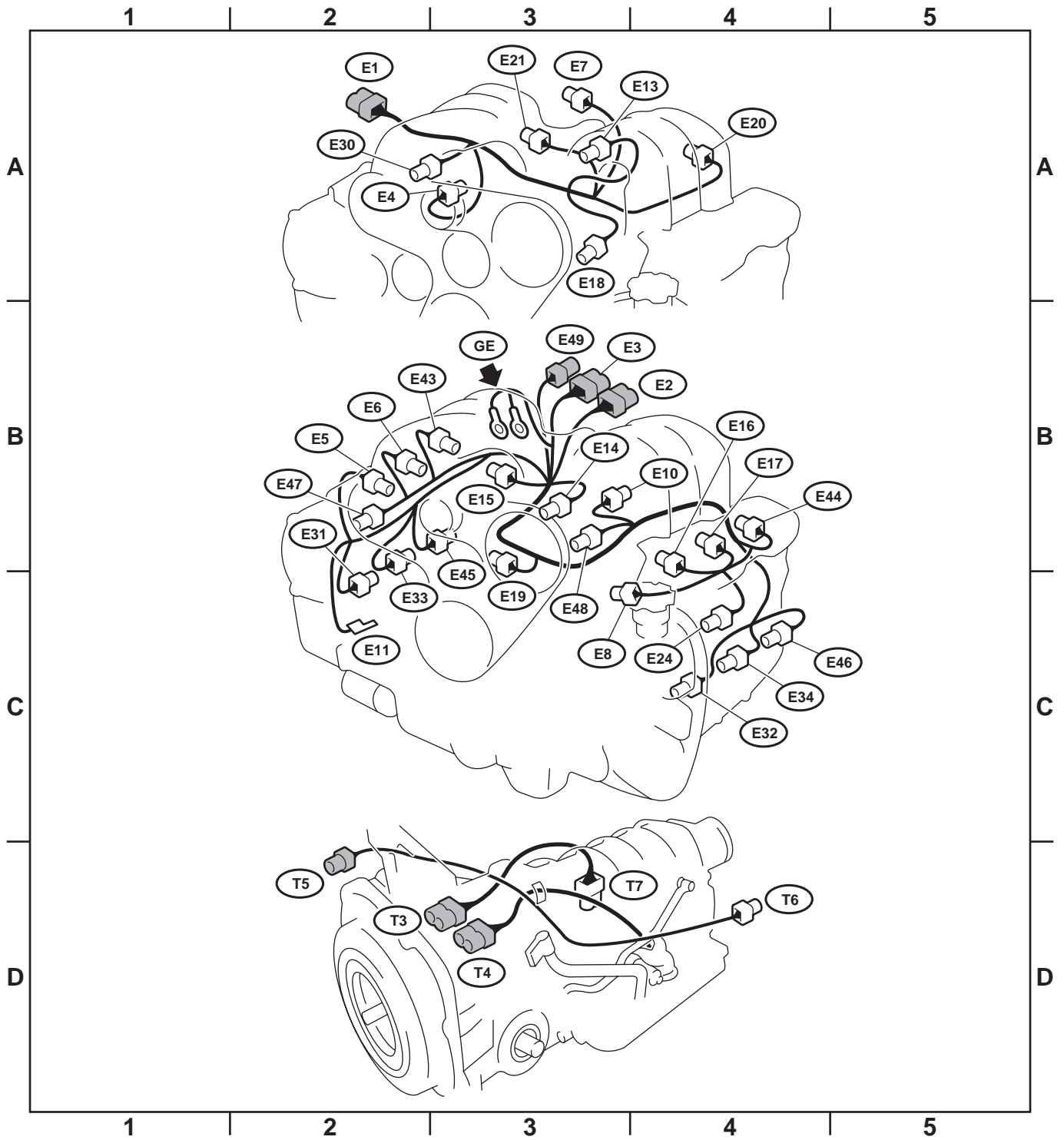
★: Non-colored

Connector				Connecting to	
No.	Pole	Color	Area	No.	Name
T3	12	Black	D-2	B12	Bulkhead wiring harness
T4	20	Black	D-2	B11	
T5	6	★	D-2	B19	Bulkhead wiring harness
T6	4	★	D-3		Rear oxygen sensor
T7	12	★	C-3		Inhibitor switch

★: Non-colored

ENGINE WIRING HARNESS AND TRANSMISSION CORD

WIRING SYSTEM



WI-01042

INSTRUMENT PANEL WIRING HARNESS

WIRING SYSTEM

54. Instrument Panel Wiring Harness

A: LOCATION

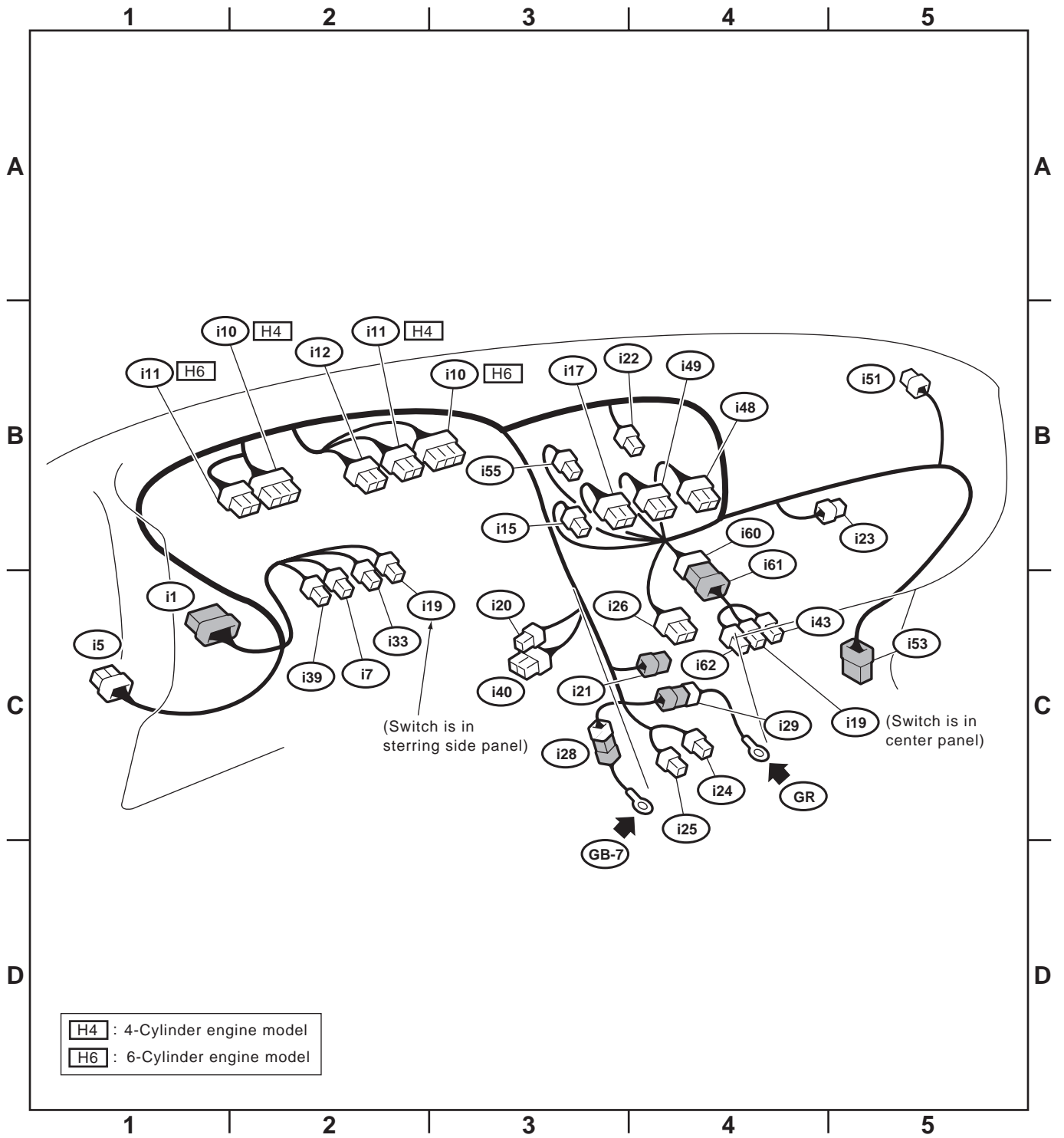
1. LHD MODEL

Connector				Connecting to	
No.	Pole	Color	Area	No.	Name
i1	66	★	C-1	B36	Bulkhead wiring harness (SMJ)
i5	12	Blue	C-1		Fuse & relay box (F/B)
i7	6	Black	C-2		Front fog light switch
i10	30	Green	B-2		Combination meter
i11	16	Green	B-1/B-2		
i12	14	Green	B-2		Combination meter (4-cylinder engine model)
	18	Green	B-2		Combination meter (6-cylinder engine model)
i15	6	★	B-3		Mode control panel (Manual A/C NA model)
i17	20	Gray	B-3		
i19	6	Brown	C-2/C-3		Cruise control main switch
i20	8	Black	C-2	B80	Bulkhead wiring harness
i21	2	★	C-3		Ash tray illumination light
i22	8	★	B-3		Hazard switch
i23	2	★	B-4		Glove box illumination light
i24	2	★	C-3		Front accessory power supply socket
i25	2	★	C-3		Front accessory power supply illumination light
i26	14	★	C-3		Radio
i28	1	★	C-3		Body ground
i29	1	Black	C-3		Body ground (Radio)
i33	6	★	C-2		Rear fog light switch
i39	6	★	C-2		Headlight leveling switch
i40	10	Black	C-2	B201	Bulkhead wiring harness
i43	6	★	C-3		Wiper deicer switch
i48	16	Gray	B-3		Auto A/C control module
i49	20	Gray	B-3		
i51	2	Black	B-4		Sunload sensor
i53	14	★	C-4	R98	Rear wiring harness
i55	2	★	B-3		In vehicle temperature sensor
i60	18	★	C-3	i61	Switch adaptor cord
i61	18	★	C-3	i60	Instrument panel wiring harness
i62	6	Black	C-4		VDC off switch

★: Non-colored

INSTRUMENT PANEL WIRING HARNESS

WIRING SYSTEM



WI-01043

INSTRUMENT PANEL WIRING HARNESS

WIRING SYSTEM

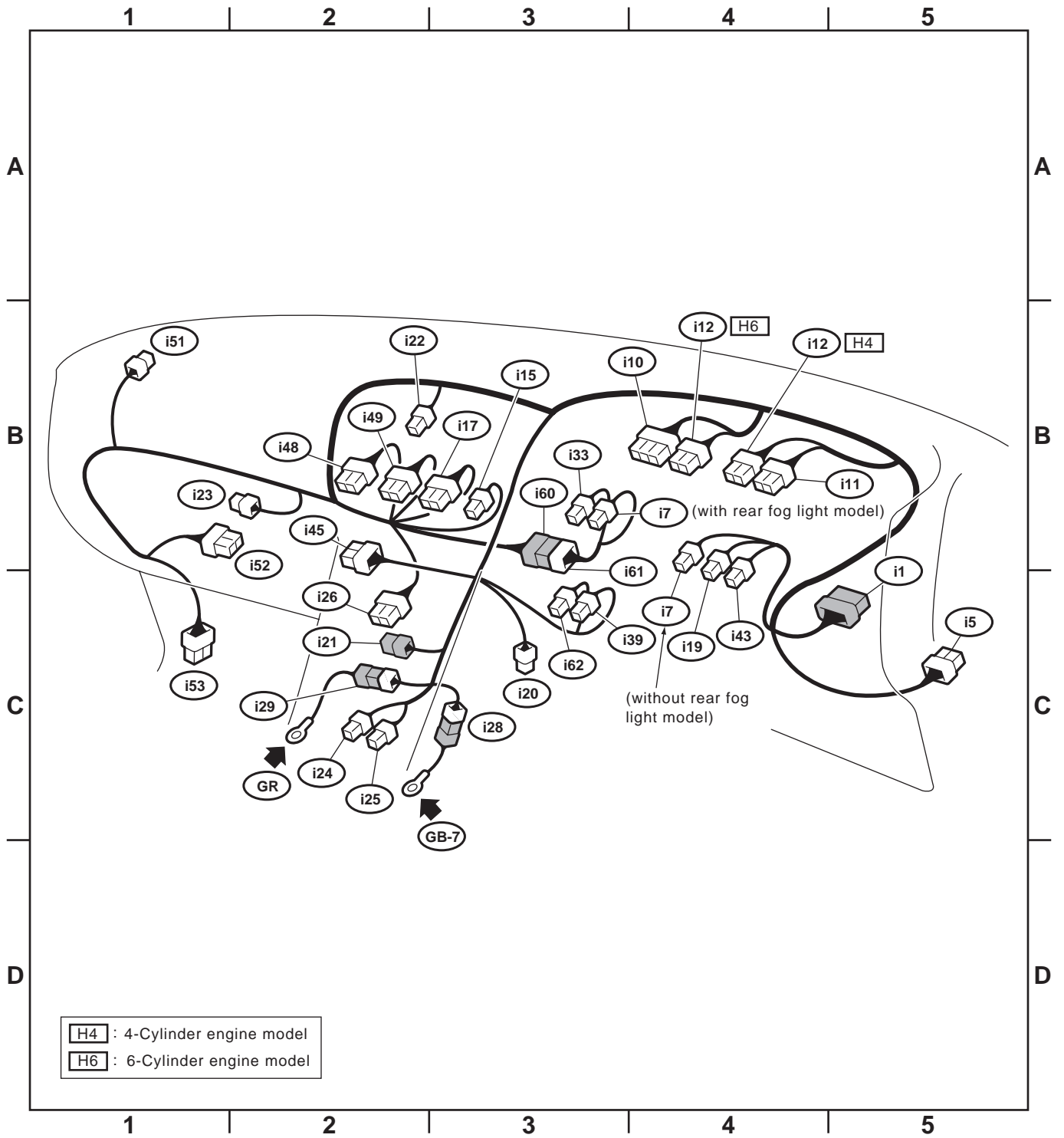
2. RHD MODEL

Connector				Connecting to	
No.	Pole	Color	Area	No.	Name
i1	66	★	C-4	B36	Bulkhead wiring harness (SMJ)
i5	12	Blue	C-4		Fuse & relay box (F/B)
i7	6	Black	B-3/C-3		Front fog light switch
i10	30	Green	B-3		Combination meter
i11	16	Green	B-3		
i12	14	Green	B-3		Combination meter (4-cylinder engine model)
	18	Green	B-3		Combination meter (6-cylinder engine model)
i15	6	★	B-2		Mode control panel (Manual A/C)
i17	16	★	B-2		
i19	6	Brown	C-3		Cruise control main switch
i20	8	★	C-2	B80	Bulkhead wiring harness
i21	2	★	C-2		Ash tray illumination light
i22	8	★	B-2		Hazard switch
i23	2	★	B-1		Glove box illumination light
i24	2	★	C-2		Front accessory power supply socket
i25	2	★	C-2		Front accessory power supply socket illumination light
i26	14	★	C-2		Radio
i28	1	★	C-2		Body ground
i29	1	Black	C-2		Body ground (Radio)
i33	6	★	B-3		Rear fog light switch
i39	6	★	B-3		Headlight leveling switch
i43	6	★	C-3		Wiper deicer switch
i45	14	Black	C-2		Heater module (Auto A/C)
i48	16	Black	B-2		Auto A/C control module
i49	20	Black	B-2		
i51	2	Black	B-1		Sunload sensor
i52	14	Black	B-1		Blower module (Auto A/C)
i53	16	★	C-1	R98	Rear wiring harness
i60	14	★	B-2	i61	Switch adaptor cord
i61	14	★	B-2	i60	Instrument panel wiring harness
i62	6	Black	C-3		VDC off switch

★: Non-colored

INSTRUMENT PANEL WIRING HARNESS

WIRING SYSTEM



WI-01044

REAR WIRING HARNESS

WIRING SYSTEM

55.Rear Wiring Harness

A: LOCATION

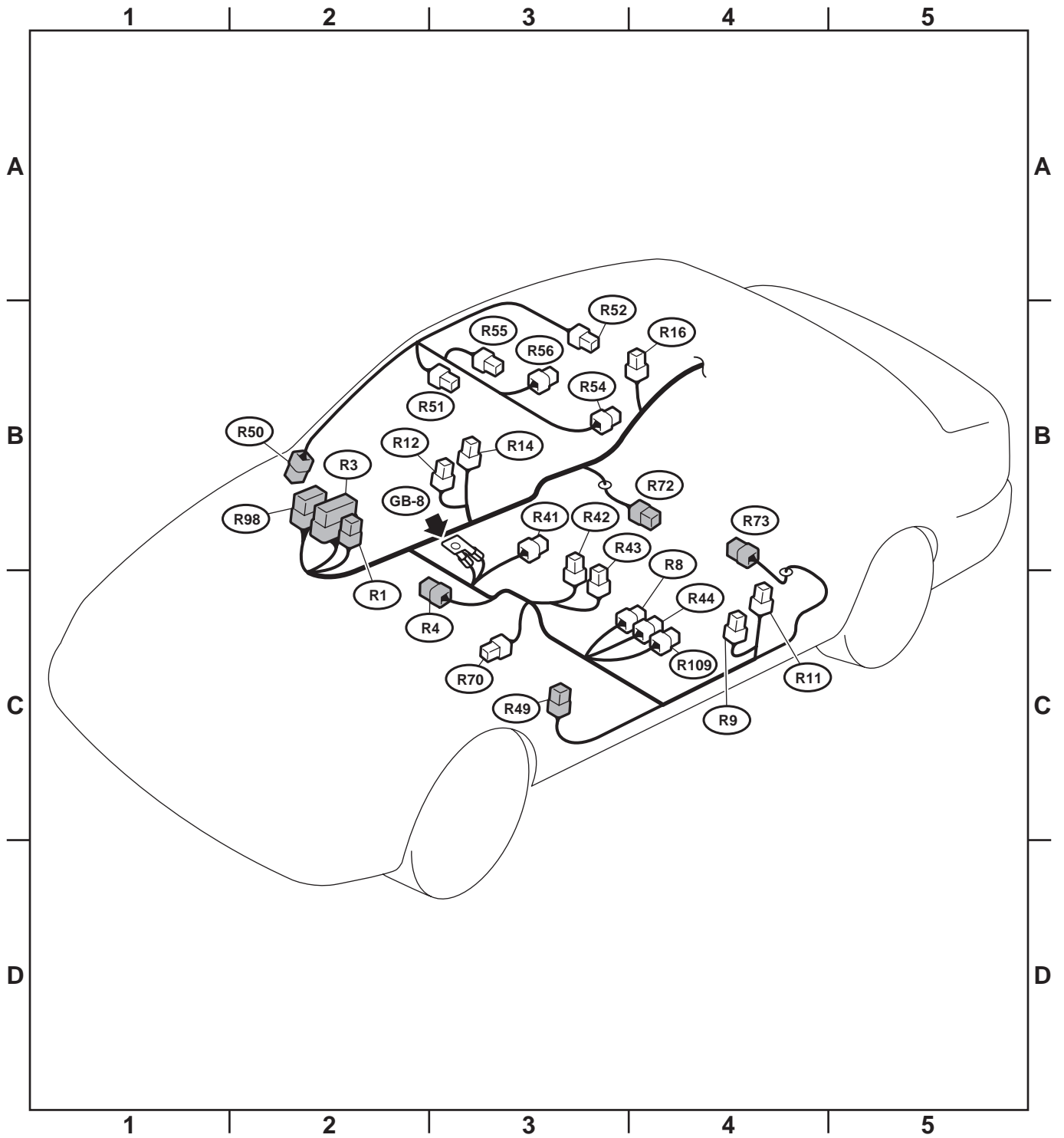
1. LHD SEDAN MODEL

Connector				Connecting to	
No.	Pole	Color	Area	No.	Name
R1	8	★	C-2	B97	Bulkhead wiring harness
R3	32	★	B-2	B99	
R4	1	★	C-2		Parking brake switch
R8	4	★	C-3		Seat belt switch
R9	3	★	C-3		Front door switch LH
R11	8	★	C-4	D21	Rear door cord LH
R12	3	★	B-2		Front door switch RH
R14	8	★	B-2	D27	Rear door cord RH
R16	3	Black	B-3		Rear door switch RH
R41	4	Blue	B-3		Seat heater RH
R42	6	★	C-3		Seat heater switch RH
R43	6	Blue	C-3		Seat heater switch LH
R44	4	Blue	C-3		Seat heater LH
R49	8	★	C-3	F55	Front wiring harness
R50	4	★	B-2	B90	Bulkhead wiring harness (Without vanity mirror illumi.)
	6	★	B-2	B90	Bulkhead wiring harness (With vanity mirror illumi.)
R51	2	★	B-2		Vanity mirror illumination light RH
R52	3	★	B-3		Room light
R54	2	★	B-3		Vanity mirror illumination light LH
R55	1	★	B-2		Sunroof switch
R56	2	★	B-2		Spot light
R70	3	★	C-2		ABS G sensor
R72	2	★	B-3		Rear ABS sensor RH
R73	2	★	B-3		Rear ABS sensor LH
R98	14	★	B-1	i53	Instrument panel wiring harness
R109	2	Black	C-3		Power seat motor

★: Non-colored

REAR WIRING HARNESS

WIRING SYSTEM



WI-01045

REAR WIRING HARNESS

WIRING SYSTEM

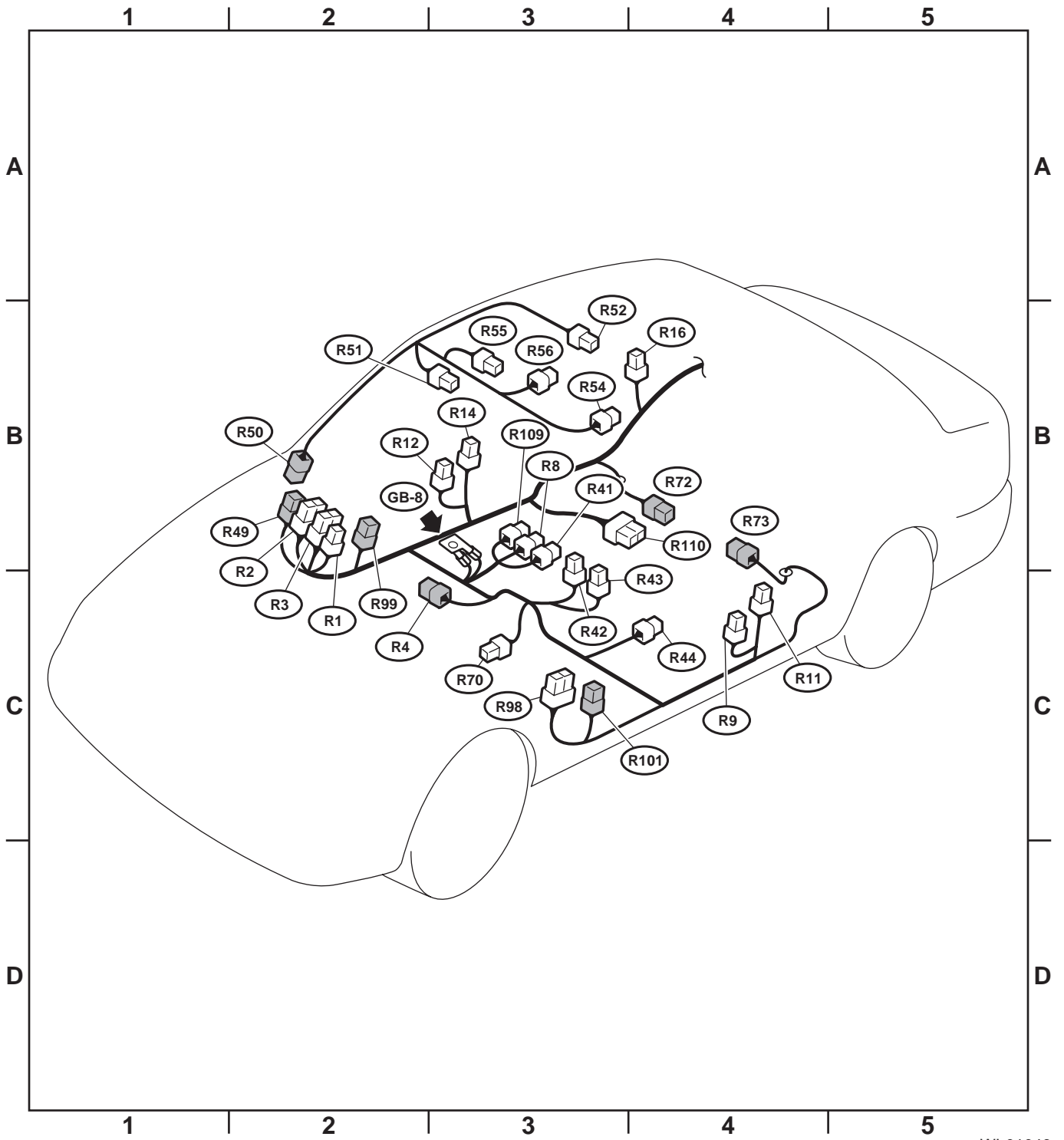
2. RHD SEDAN MODEL

Connector				Connecting to	
No.	Pole	Color	Area	No.	Name
R1	6	★	B-2	B97	Bulkhead wiring harness
R2	20	Blue	B-2	B98	
R3	20	★	B-2	B99	
R4	1	★	B-2		Parking brake switch
R8	4	★	B-3		Seat belt switch
R9	3	★	C-3		Front door switch LH
R11	8	★	C-4	D21	Rear door cord LH
R12	3	★	B-2		Front door switch RH
R14	8	★	B-2	D27	Rear door cord RH
R16	3	Black	B-3		Rear door switch RH
R41	4	Blue	B-3		Seat heater RH
R42	6	★	B-3		Seat heater switch RH
R43	6	Blue	B-3		Seat heater switch LH
R44	4	Blue	C-3		Seat heater LH
R49	8	★	B-1	F55	Front wiring harness
R50	4	★	B-2	B90	Bulkhead wiring harness (Without vanity mirror illumi.)
	6	★	B-2	B90	Bulkhead wiring harness (With vanity mirror illumi.)
R51	2	★	B-2		Vanity mirror illumination light RH
R52	3	★	B-3		Room light
R54	2	★	B-3		Vanity mirror illumination light LH
R55	1	★	B-2		Sunroof switch
R56	2	★	B-2		Spot light
R70	3	★	C-2		ABS G sensor
R72	2	★	B-3		Rear ABS sensor RH
R73	2	★	B-3		Rear ABS sensor LH
R98	16	★	C-3	i53	Instrument panel wiring harness
R99	2	★	B-2	D68	Front door cord RH (Mcintosh audio)
R101	2	★	C-3	D69	Front door cord LH (Mcintosh audio)
R109	2	Black	B-2		Power seat motor
R110	14	★	B-3		Power amplifier (Mcintosh audio)

★: Non-colored

REAR WIRING HARNESS

WIRING SYSTEM



WI-01046

REAR WIRING HARNESS

WIRING SYSTEM

3. LHD WAGON MODEL

Connector				Connecting to	
No.	Pole	Color	Area	No.	Name
R1	8	★	B-2	B97	Bulkhead wiring harness
R3	32	★	B-2	B99	
R4	1	★	B-2		Parking brake switch
R8	4	★	C-3		Seat belt switch
R9	3	★	C-4		Front door switch LH
R11	8	★	B-4	D21	Rear door cord LH
R12	3	★	B-2		Front door switch RH
R14	8	★	B-2	D27	Rear door cord RH
R16	3	Black	B-3		Rear door switch RH
R41	4	Blue	B-3		Seat heater RH
R42	6	★	B-3		Seat heater switch RH
R43	6	Blue	B-3		Seat heater switch LH
R44	4	Blue	C-3		Seat heater LH
R49	8	★	C-3	F55	Front wiring harness (without VDC model)
	12	★	C-3		Front wiring harness (with VDC model)
R50	6	★	B-2	B90	Bulkhead wiring harness (With vanity mirror illumi.)
R51	2	★	B-2		Vanity mirror illumination light RH
R52	3	★	B-3		Room light
R54	2	★	B-3		Vanity mirror illumination light LH
R55	8	★	A-3		Sunroof control module
R56	2	★	B-3		Spot light
R70	3	★	C-2		ABS G sensor
R72	2	★	B-3		Rear ABS sensor RH
R73	2	★	B-4		Rear ABS sensor LH
R98	14	★	B-2	i53	Instrument panel wiring harness
R100	6	★	C-2		Yaw rate sensor
R109	2	Black	C-3		Power seat motor
R128	5	★	B-3		Sunroof switch

★: Non-colored

REAR WIRING HARNESS

WIRING SYSTEM

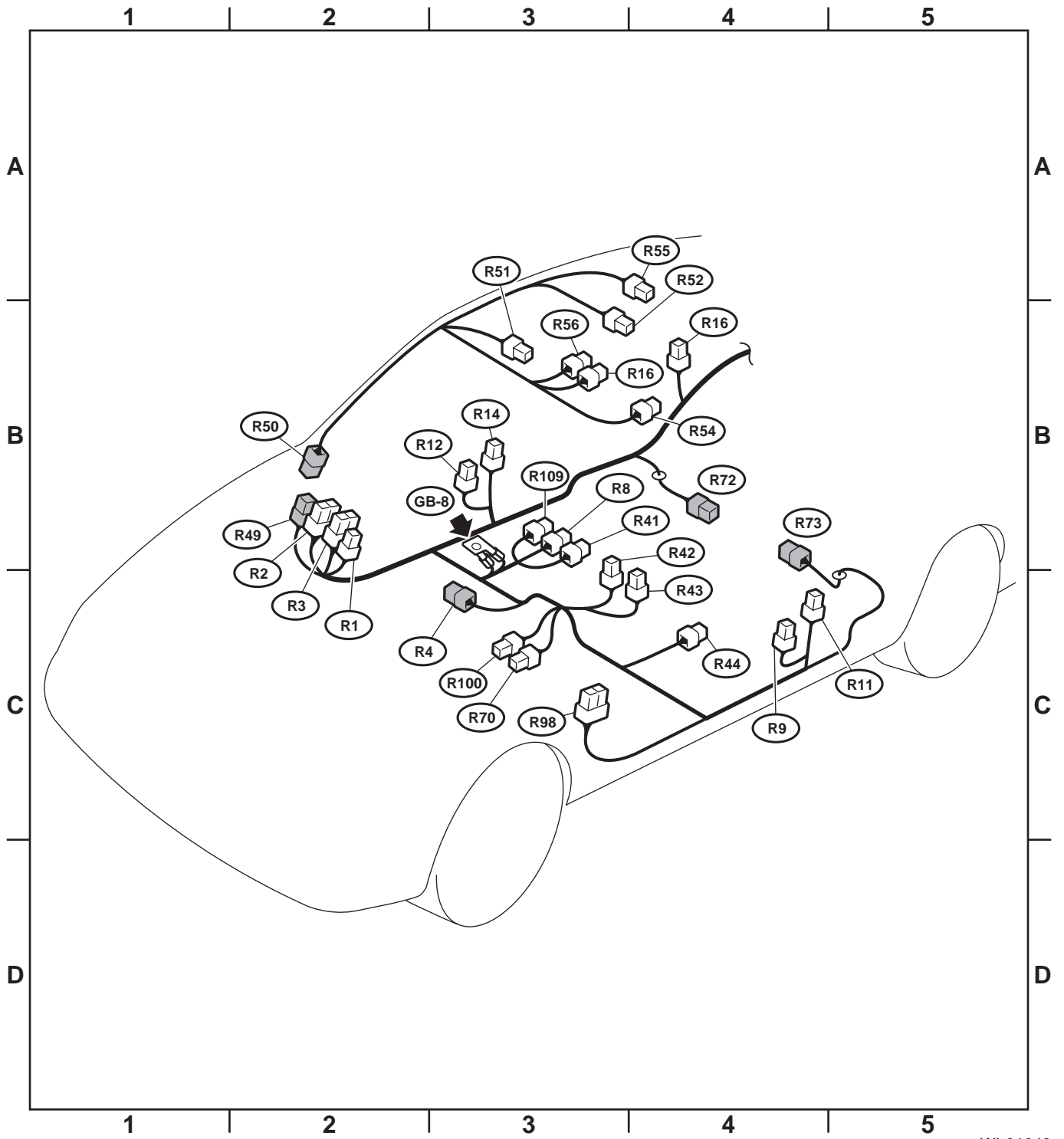
4. RHD WAGON MODEL

Connector				Connecting to	
No.	Pole	Color	Area	No.	Name
R1	6	★	B-2	B97	Bulkhead wiring harness
R2	20	Blue	B-2	B98	
R3	20	★	B-2	B99	
R4	1	★	C-2		Parking brake switch
R8	4	★	B-3		Seat belt switch
R9	3	★	C-4		Front door switch LH
R11	8	★	C-4	D21	Rear door cord LH
R12	3	★	B-2		Front door switch RH
R14	8	★	B-2	D27	Rear door cord RH
R16	3	Black	B-3		Rear door switch RH
R41	4	Blue	B-3		Seat heater RH
R42	6	★	C-3		Seat heater switch RH
R43	6	Blue	C-3		Seat heater switch LH
R44	4	Blue	C-3		Seat heater LH
R49	8	★	B-2	F55	Front wiring harness (without VDC model)
	12	★	B-2		Front wiring harness (with VDC model)
R50	6	★	B-2	B90	Bulkhead wiring harness
R51	2	★	B-2		Vanity mirror illumination light RH
R52	3	★	B-3		Room light
R54	2	★	B-3		Vanity mirror illumination light LH
R55	8	★	B-3		Sunroof control module
R56	2	★	B-3		Spot light
R70	3	★	C-3		ABS G sensor
R72	2	★	B-3		Rear ABS sensor RH
R73	2	★	B-4		Rear ABS sensor LH
R98	16	★	C-3	i53	Instrument panel wiring harness
R100	6	★	C-2		Yaw rate sensor
R109	2	Black	B-2		Power seat motor
R128	5	★	B-3		Sunroof switch

★: Non-colored

REAR WIRING HARNESS

WIRING SYSTEM



WI-01048

DOOR CORD

WIRING SYSTEM

56. Door Cord

A: LOCATION

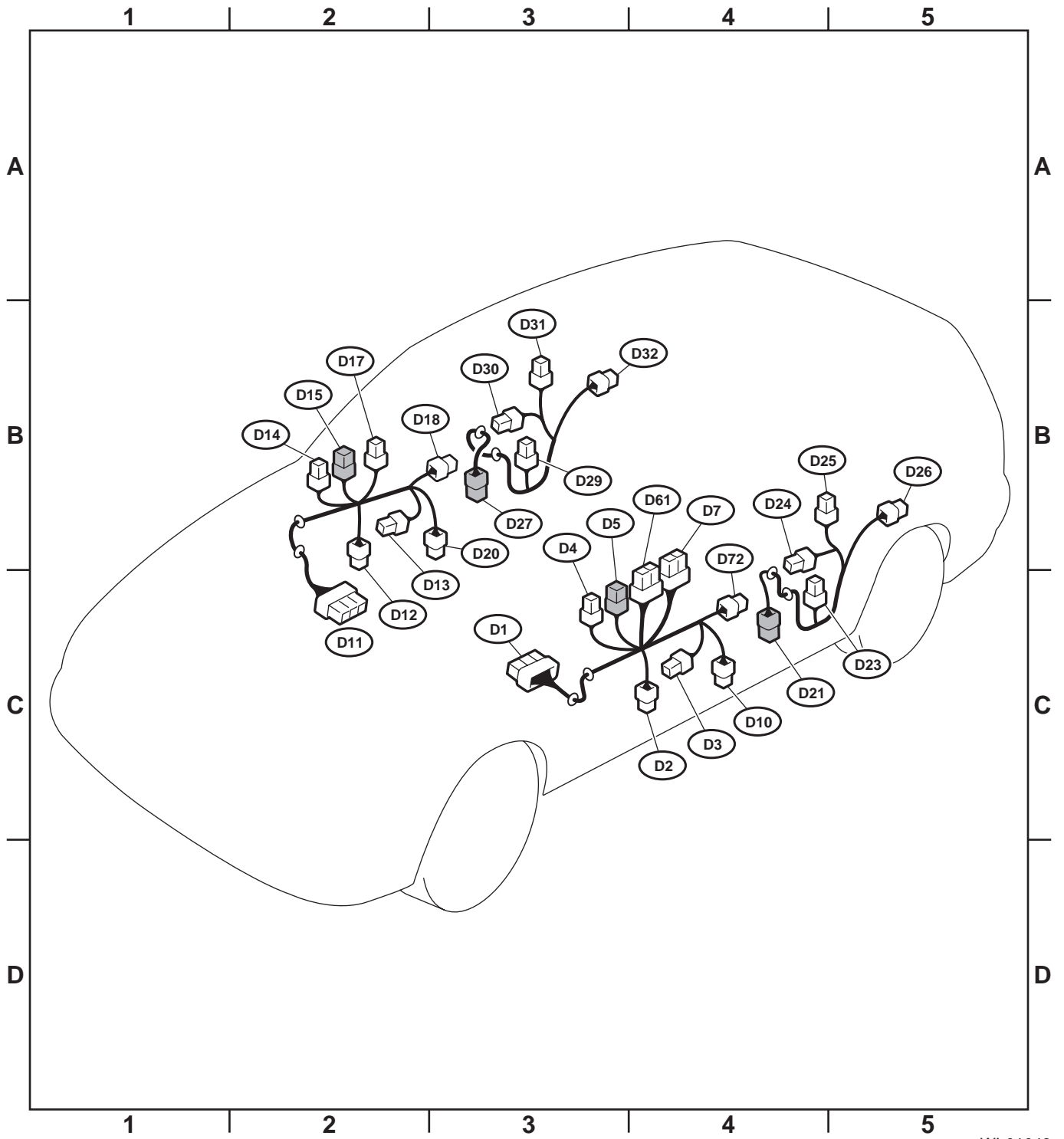
1. LHD MODEL

Connector				Connecting to	
No.	Pole	Color	Area	No.	Name
D1	25	★	C-2	B30	Bulkhead wiring harness
D2	2	★	C-3		Front door speaker LH
D3	2	Green	C-3		Front power window motor LH
D4	2	Black	C-3		Front door tweeter LH
D5	6	★	C-3		Remote control rearview mirror LH (Without mirror heater)
	8	★	C-3		Remote control rearview mirror LH (With mirror heater)
D7	16	★	C-3		Power window main switch
D10	2	★	C-3		Step light LH
D11	25	★	C-2	B101	Bulkhead wiring harness
D12	2	★	C-2		Front door speaker RH
D13	2	Green	B-2		Front power window motor RH
D14	2	Black	B-2		Front door tweeter RH
D15	6	★	B-2		Remote control rearview mirror RH (Without mirror heater)
	8	★	B-2		Remote control rearview mirror RH (With mirror heater)
D17	6	★	B-2		Front power window sub switch RH
D18	4	★	B-2		Front door lock actuator RH
D20	2	★	B-2		Step light RH
D21	8	★	C-3	R11	Rear wiring harness
D23	2	Black	C-4		Rear door speaker LH
D24	2	Green	C-4		Rear power window motor LH
D25	6	★	B-4		Rear power window sub switch LH
D26	4	★	B-4		Rear door lock actuator LH
D27	8	★	B-2	R14	Rear wiring harness
D29	2	Black	B-2		Rear door speaker RH
D30	2	Green	B-2		Rear power window motor RH
D31	6	★	B-2		Rear power window sub switch RH
D32	4	★	B-3		Rear door lock actuator RH
D61	10	★	C-3		Remote control rearview mirror switch
D72	4	Gray	C-3		Front door lock actuator LH

★: Non-colored

DOOR CORD

WIRING SYSTEM



WI-01049

DOOR CORD

WIRING SYSTEM

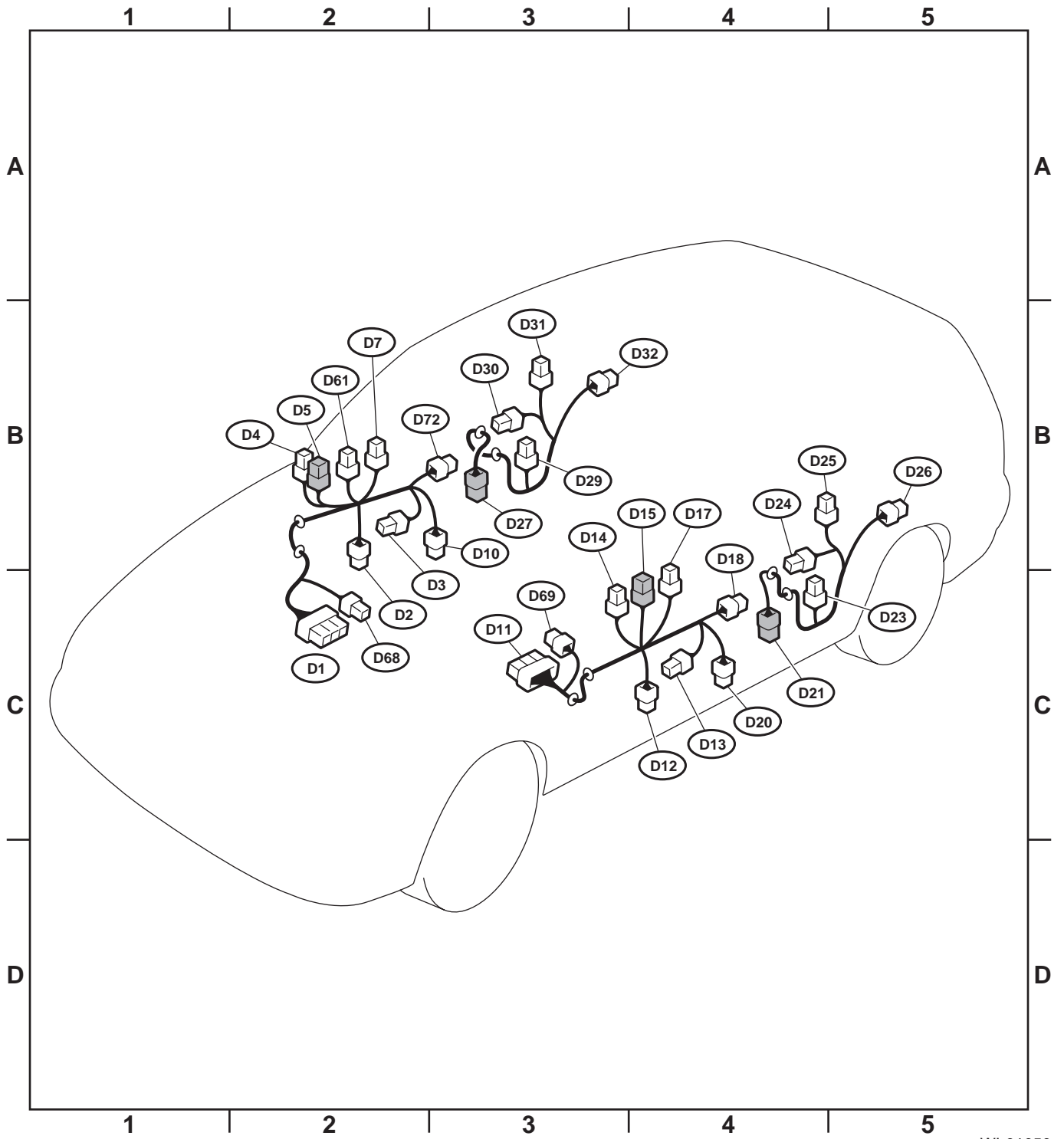
2. RHD MODEL

Connector				Connecting to	
No.	Pole	Color	Area	No.	Name
D1	25	★	C-2	B30	Bulkhead wiring harness
D2	2	★	B-2		Front door speaker RH
D3	2	Green	B-2		Front power window motor RH
D4	2	Black	B-2		Front door tweeter RH
D5	6	★	B-2		Remote control rearview mirror RH (Without mirror heater)
	8	★	B-2		Remote control rearview mirror RH (With mirror heater)
D7	16	Brown	B-2		Power window main switch
D10	2	★	B-2		Step light RH
D11	25	★	C-2	B101	Bulkhead wiring harness
D12	2	★	C-3		Front door speaker LH
D13	2	Green	C-3		Front power window motor LH
D14	2	Black	C-3		Front door tweeter LH
D15	6	★	C-3		Remote control rearview mirror LH (Without mirror heater)
	8	★	C-3		Remote control rearview mirror LH (With mirror heater)
D17	6	★	B-3		Front power window sub switch LH
D18	4	★	B-3		Front door lock actuator LH
D20	2	★	C-3		Step light LH
D21	8	★	C-3	R11	Rear wiring harness
D23	2	Black	B-4		Rear door speaker LH
D24	2	Green	B-3		Rear power window motor LH
D25	6	★	B-4		Rear power window sub switch LH
D26	4	★	B-4		Rear door lock actuator LH
D27	8	★	B-2	R14	Rear wiring harness
D29	2	Black	B-2		Rear door speaker RH
D30	2	Green	B-2		Rear power window motor RH
D31	6	★	B-2		Rear power window sub switch RH
D32	4	★	B-3		Rear door lock actuator RH
D61	10	★	B-2		Remote control rearview mirror switch
D68	2	★	C-2	R99	Rear wiring harness
D69	2	★	C-3	R101	Rear wiring harness
D72	4	Gray	B-2		Front door lock actuator RH

★: Non-colored

DOOR CORD

WIRING SYSTEM



WI-01050

REAR WIRING HARNESS AND TRUNK LID CORD

WIRING SYSTEM

57.Rear Wiring Harness and Trunk Lid Cord

A: LOCATION

Connector				Connecting to	
No.	Pole	Color	Area	No.	Name
R15	6	Black	C-2	R57	Fuel tank cord
R19	2	★	B-2		High-mounted stop light
R20	2	Blue	B-3		Trunk room light
R22	3	Black	B-1		Rear door switch LH
R24	8	★	B-4	R60	Trunk lid cord
R25	2	★	B-3		Rear defogger condenser
R26	4	★	B-4		Rear combination light RH
R27	2	★	C-3		Trunk room light switch
R28	4	★	C-3		Rear combination light LH
R57	6	Black	C-2	R15	Rear wiring harness
R58	6	★	C-2		Fuel gauge module & fuel pump assembly
R59	2	★	C-2		Fuel gauge sub module
R60	8	★	B-4	R24	Rear wiring harness
R62	4	★	C-4		Rear finisher light RH
R63	2	★	C-3		License plate light
R64	4	★	C-3		Rear finisher light LH
R66	2	★	B-4		High-mounted stop light (Rear spoiler)
R79	10	★	C-3		Trailer connector
R97	2	★	B-2		Antenna amplifier
R117	2	★	B-3		Sub woofer (Mcintosh audio) (RHD model)
R122	10	★	C-2		Fuel pump control module
R124	1	★	B-2	R125	Fuel pump control module shield joint connector
R125	1	★	B-2	R124	Fuel pump control module shield joint connector
R126	6	★	C-3		Muffler actuator control module (RHD model)
R127	2	★	C-3		Muffler actuator (RHD model)
R130	2	★	B-3		Rear defogger (choke coil)

★: Non-colored

REAR WIRING HARNESS AND REAR GATE CORD

WIRING SYSTEM

58.Rear Wiring Harness and Rear Gate Cord

A: LOCATION

Connector				Connecting to	
No.	Pole	Color	Area	No.	Name
R15	6	Black	D-1	R57	Fuel tank cord
R22	3	Black	C-1		Rear door switch LH
R25	2	★	C-2		Rear defogger condenser
R26	4	★	C-4		Rear combination light RH
R28	4	★	C-2		Rear combination light LH
R32	2	★	C-2		Rear accessory power supply socket
R37	2	★	C-3	D33	Rear gate cord
R38	8	★	C-3	D34	
R39	8	Black	C-4	D35	
R57	6	Black	D-1	R15	Rear wiring harness
R58	6	★	D-2		Fuel gauge module & fuel pump assembly
R59	2	★	D-2		Fuel gauge sub module
R79	10	★	C-2		Trailer connector
R97	2	★	C-1		Antenna amplifier
R116	8	★	C-3		Rear wiper intermittent module
R122	10	★	C-1		Fuel pump control module
R124	1	★	C-1	R125	Fuel pump control module shield joint connector
R125	1	★	C-1	R124	Fuel pump control module shield joint connector

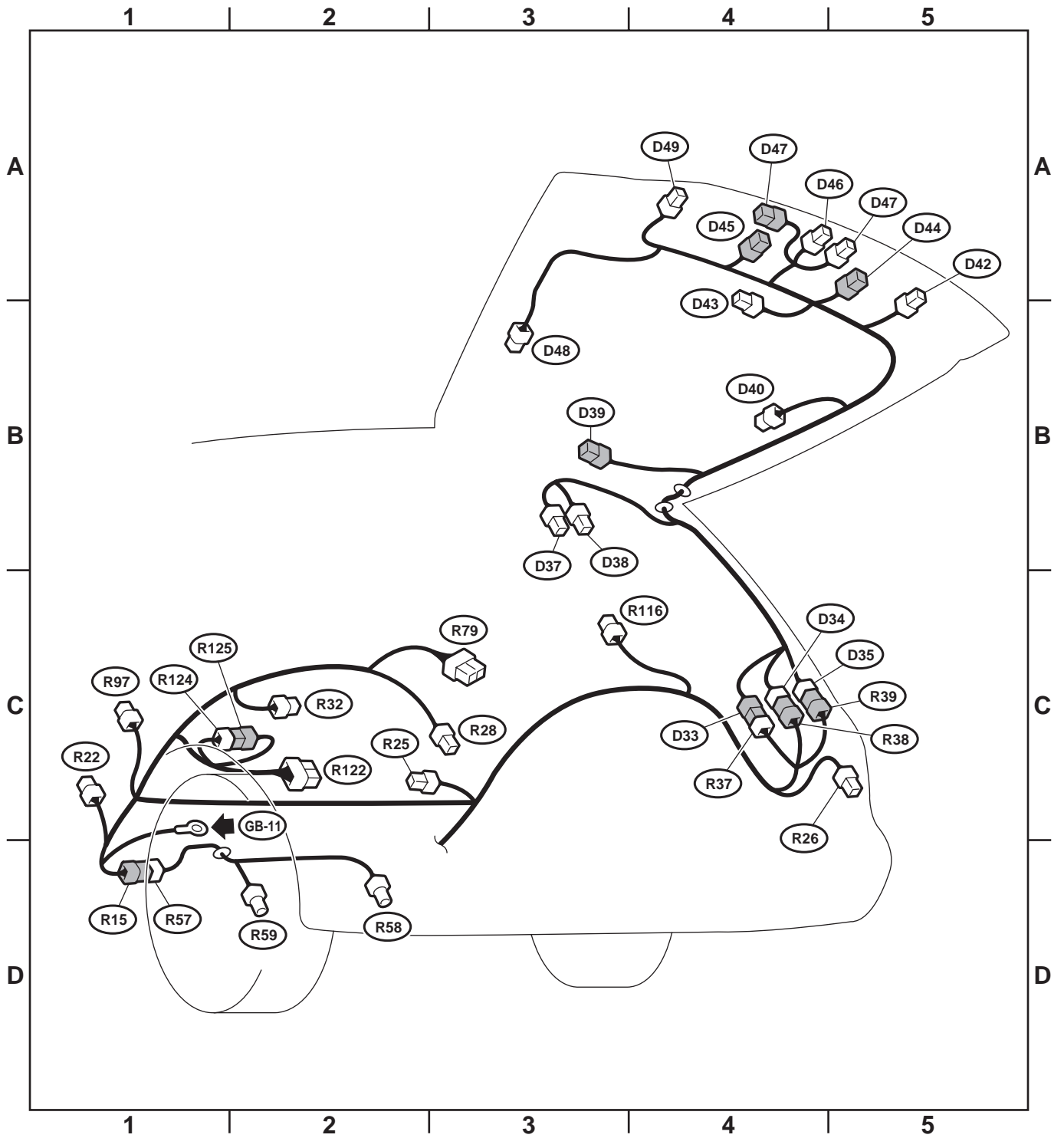
★: Non-colored

Connector				Connecting to	
No.	Pole	Color	Area	No.	Name
D33	2	★	C-3	R37	Rear wiring harness
D34	8	★	C-3	R38	
D35	8	Black	C-4	R39	
D37	1	Black	B-3		Luggage room light (Power)
D38	1	★	B-3		Luggage room light
D39	2	★	B-3		High-mounted stop light
D40	1	Black	B-3		Rear defogger (Power)
D42	4	★	B-4		Rear finisher light RH
D43	4	★	B-3		Rear wiper motor
D44	2	★	B-4		License plate light RH
D45	2	★	A-3		License plate light LH
D46	2	Black	A-4		Rear gate latch switch
D47	4	★	B-4		Rear gate lock actuator
D48	1	Black	B-3		Rear defogger (Ground)
D49	4	★	A-3		Rear finisher light LH
D74	2	★	A-3		Rear defogger (choke coil)

★: Non-colored

REAR WIRING HARNESS AND REAR GATE CORD

WIRING SYSTEM



WI-01052

REAR WIRING HARNESS AND REAR GATE CORD

WIRING SYSTEM

MEMO: